CARACTERÍSTICAS TÉCNICAS

Pressão	Máxima de 10,5 Kgf/cm^2 (150 psi)
Temperatura	-10ºC a 80ºC (Buna-N)
Fluído	Ar comprimido filtrado e lubrificado
Vazão	1,82m^3/min a 7 kgf/cm^2



MATERIAIS

Corpo	Alumínio
Carretel	Alumínio
Êmbolo	Alumínio com Anodização Dura
Vedações	Buna-N

ESPECIFICAÇÕES

CONEXÃO
3/8” BSP

	Nº DE VIAS
3	3
5	5

	ATUADOR
1	BOTÃO
2	PILOTO
3	SOLENÓIDE
4	PEDAL
5	PINO

	RETORNO
0	MOLA
1	TRAVA
2	PILOTO
3	SOLENÓIDE
4	DIFERENCIAL DE ÁREA***

	TENSÃO*
1	012VCC
2	024VCC
3	024VCA
4	110VCA
5	220VCA

	OPCIONAL**
L	LED SUPRESSOR
PX	SOLENÓIDE PILOTO EXTERNO
CF	CENTRO FECHADO
CAN	CENTRO ABERTO NEGATIVO
CAP	CENTRO ABERTO POSITIVO
CP	PROTETOR DO PEDAL

6 ☐ ☐ ☐ **-** ☐ ☐

* Utilizar referência de tensão somente quando atuador for solenóide.

** Ás válvulas Centro Fechado (CF), Centro Aberto Negativo (CAN), Centro Aberto Positivo (CAP) são 3 posições.

*** Retorno diferencial de área = retorno mola.

KIT DE REPARO

Código para Kits de reparos de válvulas utilizar ***KR*** + Código da Válvula

KR ☐☐☐☐

Botão Trava 5 e 3 vias

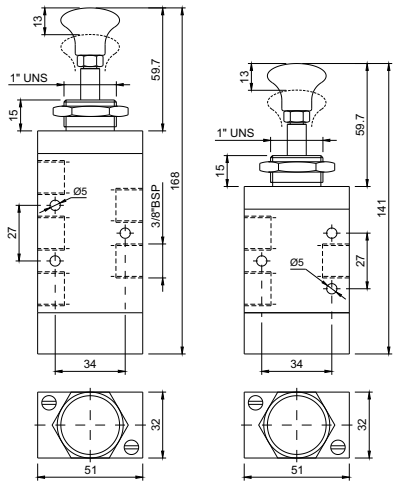

Botão Piloto 5 e 3 vias

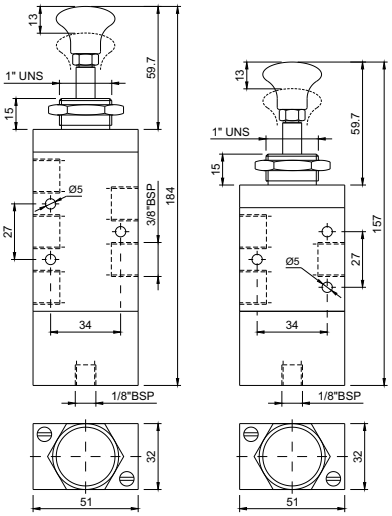

Botão Diferencial 5 e 3 vias

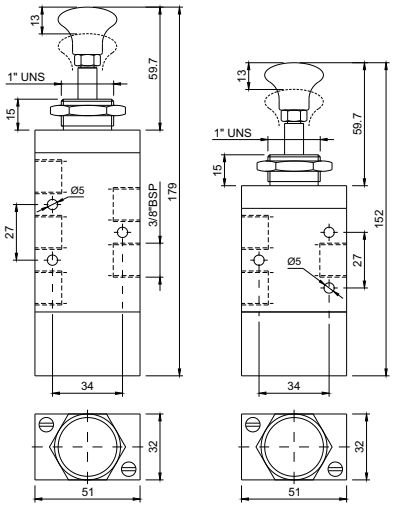

Pino Diferencial 5 e 3 vias

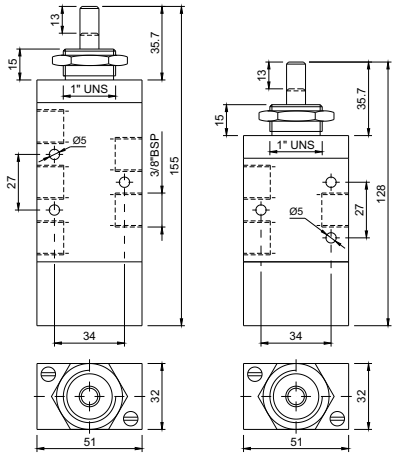

Pino Piloto 5 e 3 vias

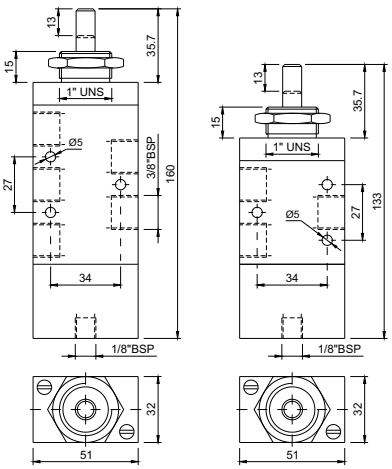

Duplo Piloto 5 e 3 vias

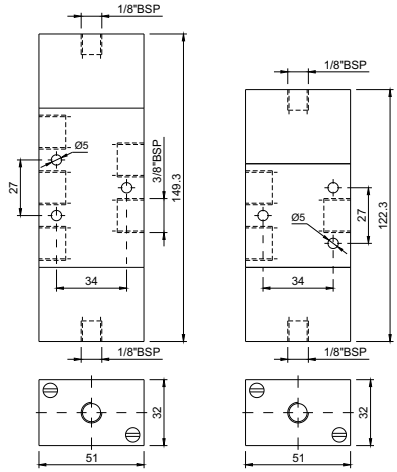

Piloto Diferencial 5 e 3 vias

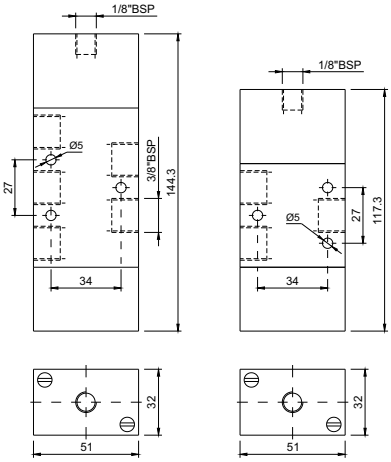

Alavanca Trava/mola 5 vias

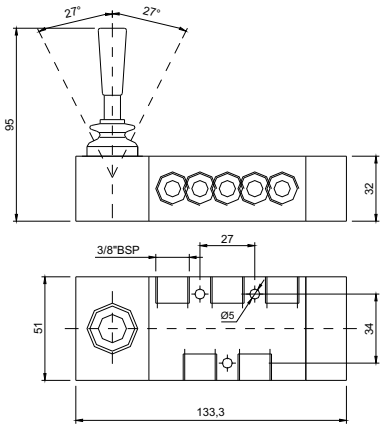

Alavanca Trava/mola 3 vias

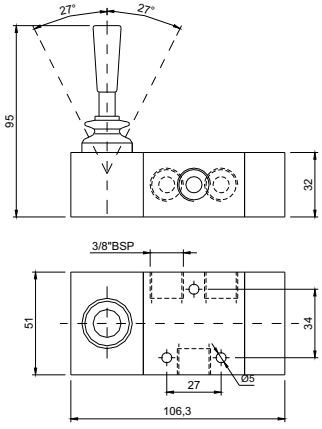

Solenóide Piloto 5 vias

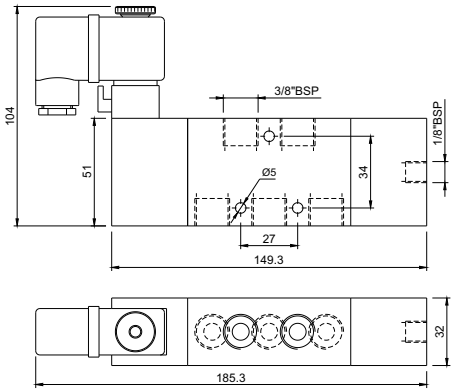

Solenóide Piloto 3 vias

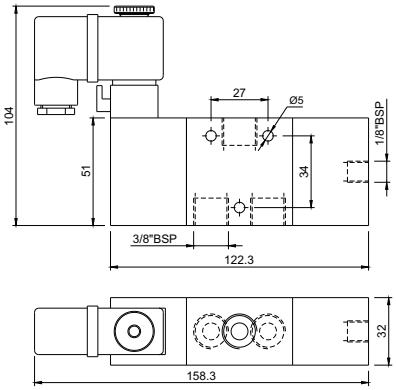

Duplo Solenóide 5 vias

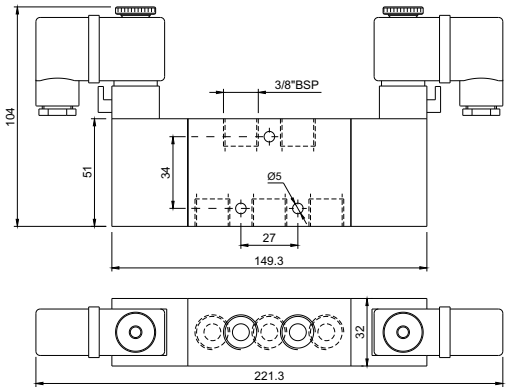

Duplo Solenóide 3 vias

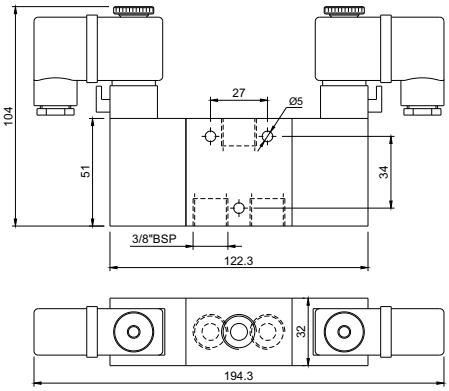

Solenóide Diferencial 5 vias

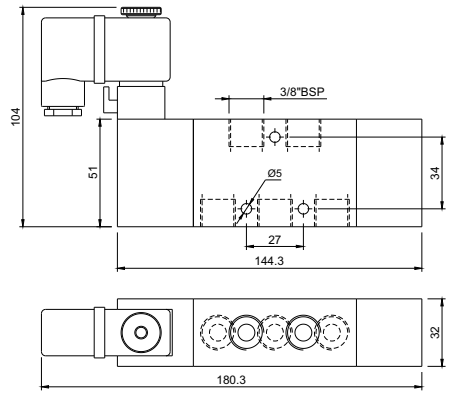

Solenóide Diferencial 3 vias

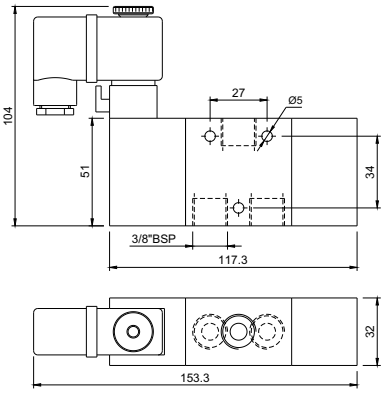

Pedal Trava 5 vias

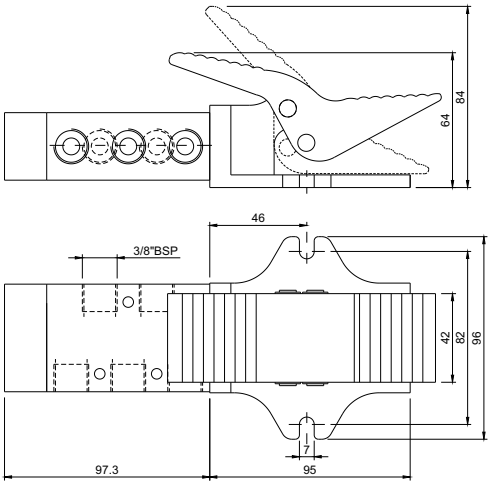

Pedal Trava 3 vias

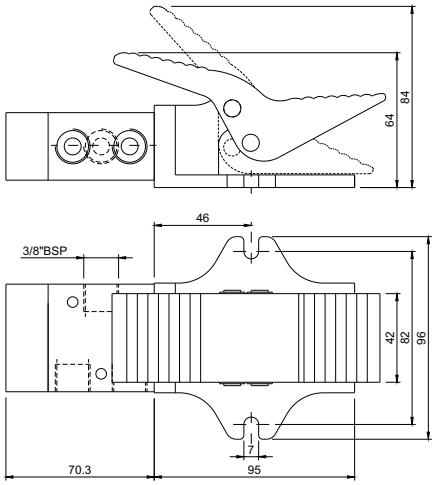

Pedal Piloto 5 vias

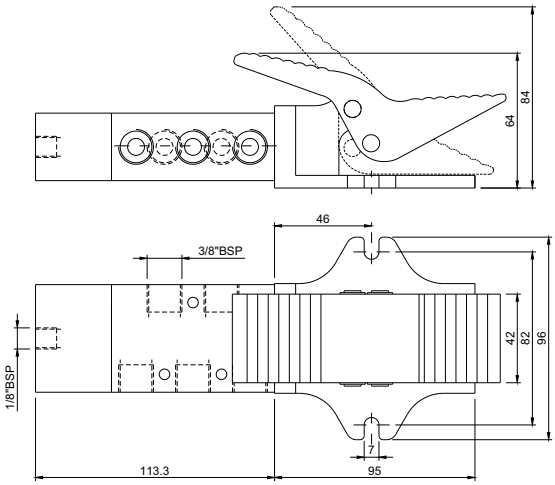

Pedal Piloto 3 vias

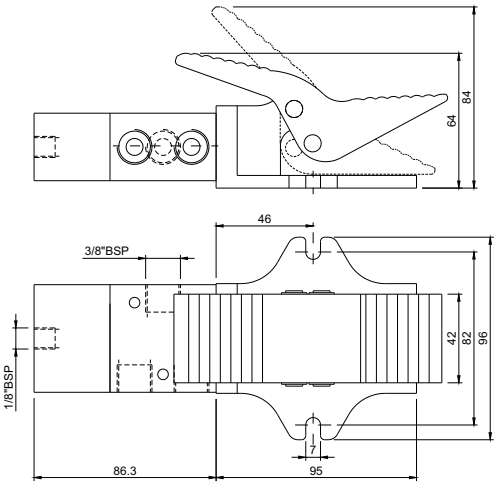

Pedal Diferencial 5 vias

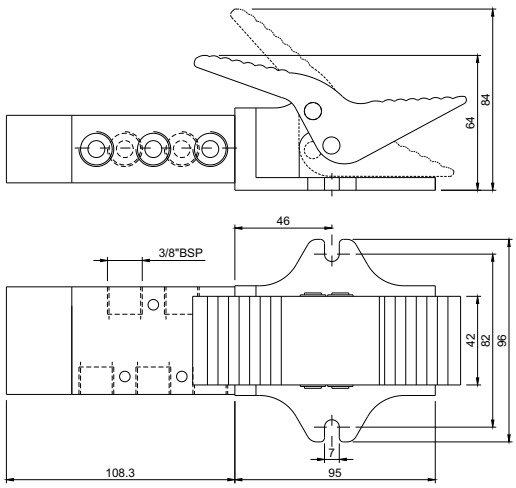

Pedal Diferencial 3 vias

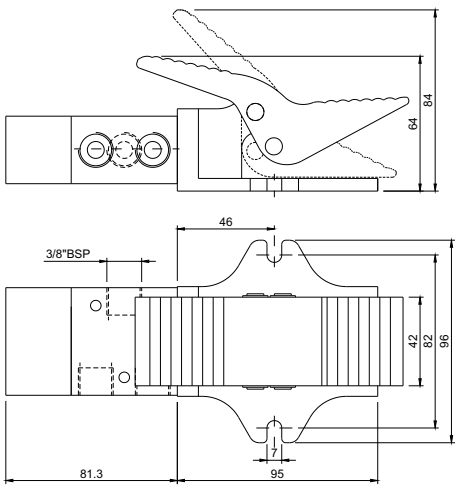

Duplo Piloto 5 Vias - 3 posições

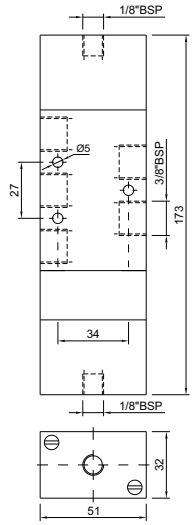

Duplo Piloto 3 Vias - 3 posições

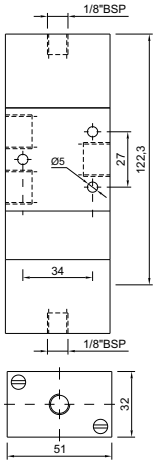

Duplo Solenóide 5 Vias - 3 posições

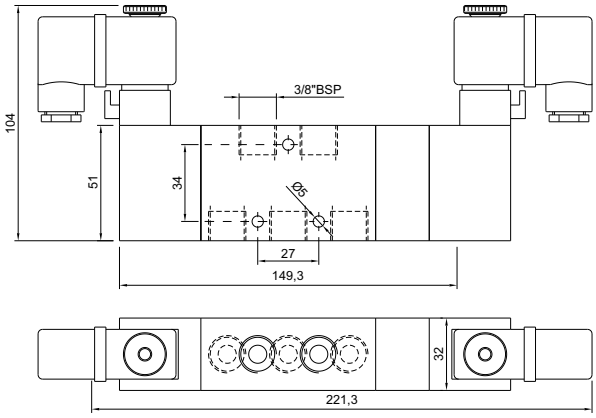

Duplo Solenóide 3 Vias - 3 posições

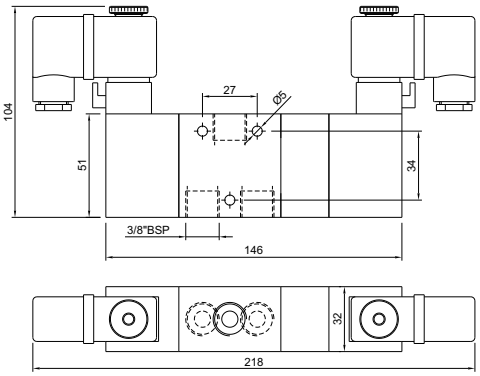

Pedal Mola 5 Vias - 3 posições

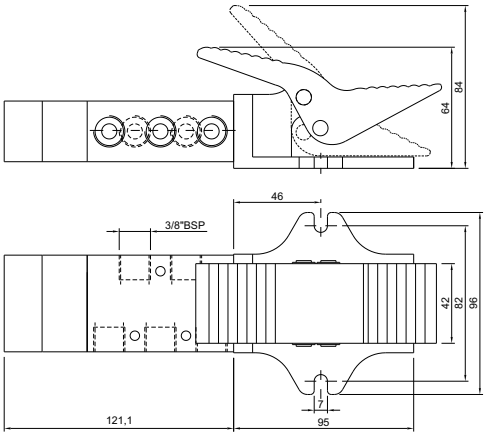

Pedal Mola 3 Vias - 3 posições

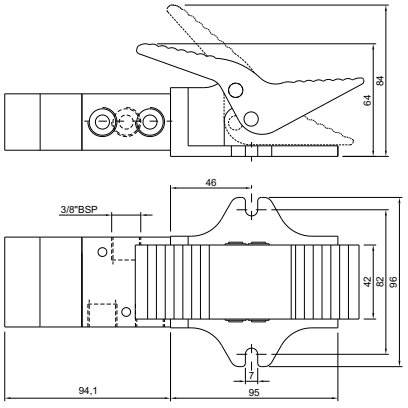

Alavanca Trava 5 Vias - 3 posições

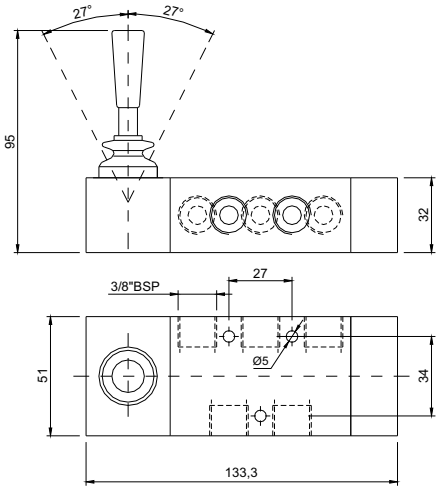

Alavanca Trava 3 Vias - 3 posições

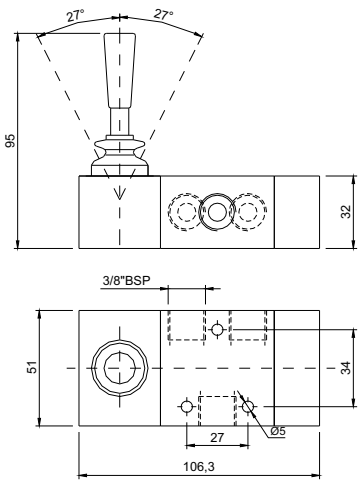

Alavanca Mola 5 Vias - 3 posições

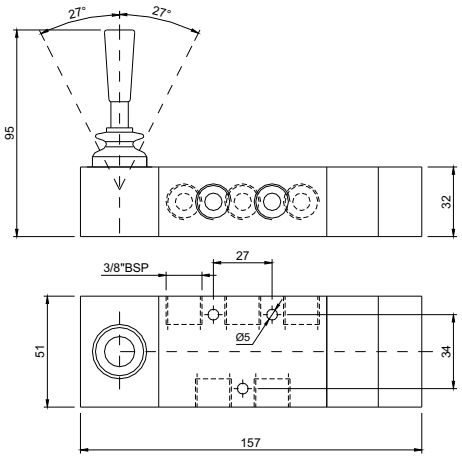

Alavanca Mola 3 Vias - 3 posições

