CARACTERÍSTICAS TÉCNICAS

Pressão	Máxima de 10,5 Kgf/cm^2 (150 psi)
Temperatura	-10ºC a 80ºC (Buna-N)
Fluído	Ar comprimido filtrado e lubrificado
Vazão	1,56m^3/min a 7 kgf/cm^2

MATERIAIS

Corpo	Alumínio Injetado
Carretel	Zamak Injetado
Êmbolo	Alumínio com Anodização Dura
Vedações	Buna-N



ESPECIFICAÇÕES

CONEXÃO
1/4” BSP

	Nº DE VIAS
3	3
5	5

	ATUADOR
1	BOTÃO
2	PILOTO
3	SOLENÓIDE
4	PEDAL
5	PINO
7	ROLETE
8	ALAVANCA

	RETORNO
0	MOLA
1	TRAVA
2	PILOTO
3	SOLENÓIDE
4	DIFERENCIAL DE ÁREA

	TENSÃO*
1	012VCC
2	024VCC
3	024VCA
4	110VCA
5	220VCA

	OPCIONAL**
L	LED SUPRESSOR
PX	SOLENÓIDE PILOTO EXTERNO
CF	CENTRO FECHADO
CAN	CENTRO ABERTO NEGATIVO
CAP	CENTRO ABERTO POSITIVO
NM	NAMUR
CP	PROTETOR DO PEDAL

7 ☐ ☐ ☐ - ☐ ☐

* Utilizar referência de tensão somente quando atuador for solenóide.

** As válvulas Centro Fechado (CF), Centro Aberto Negativo (CAN), Centro Aberto Positivo (CAP) são 3 posições.

Obs.: A válvula alavanca “7580 - CF” é Auto-Centrante (3 posições).

KIT DE REPARO

Código para Kits de reparos de válvulas utilizar ***KR*** + Código da Válvula

KR ☐☐☐☐

CARACTERÍSTICAS TÉCNICAS

Pressão	Máxima de 10,5 Kgf/cm^2 (150 psi)
Temperatura	-10ºC a 80ºC (Buna-N)
Fluído	Ar comprimido filtrado e lubrificado ou não
Vazão	1,64m^3/min a 7 kgf/cm^2
Nº vias posições	5/2

OBS.: Trabalha no sistema FREELUB, pré lubrificadas e podem trabalhar sem lubrificação.



MATERIAIS

Corpo	Alumínio Injetado
Carretel	Latão
Êmbolo	Aço cromado
Vedações	Poliuretano

ESPECIFICAÇÕES

CONEXÃO: 1/4” BSP

	Nº DE VIAS
3	3**
5	5

	ATUADOR
1	BOTÃO
2	PILOTO
3	SOLENÓIDE
4	PEDAL
5	PINO
7	ROLETE
8	ALAVANCA

	RETORNO
0	MOLA
1	TRAVA
2	PILOTO
3	SOLENÓIDE
4	DIFERENCIAL DE ÁREA

	TENSÃO*
1	012VCC
2	024VCC
3	024VCA
4	110VCA
5	220VCA

	OPCIONAL
L	LED SUPRESSOR
PX	SOLENÓIDE PILOTO EXTERNO
NM	NAMUR
CP	PROTETOR DO PEDAL

FL 7 ☐ ☐ ☐ - ☐ ☐

* Utilizar referência de tensão somente quando atuador for solenóide.
**A válvula de 3 vias é a mesma que a válvula de 5 vias, com 2 vias tampadas.
Obs.: Para válvulas 3 posições utilizar sistema spool convencional.

KIT DE REPARO

Código para Kits de reparos de válvulas utilizar ***KR*** + Código da Válvula

KRFL ☐☐☐☐

Botão Trava/Mola 5 e 3 vias

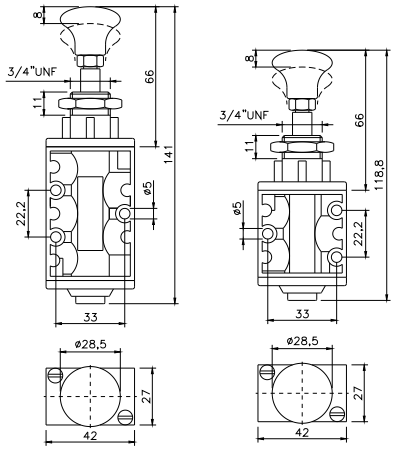

Botão Piloto 5 e 3 vias

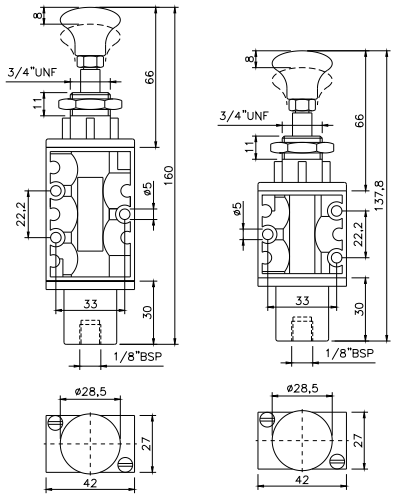

Pino Mola 5 e 3 vias

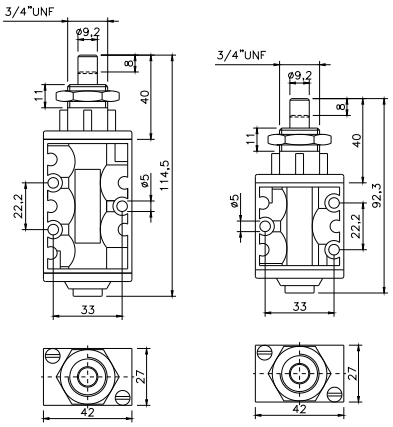

Pino Piloto 5 e 3 vias

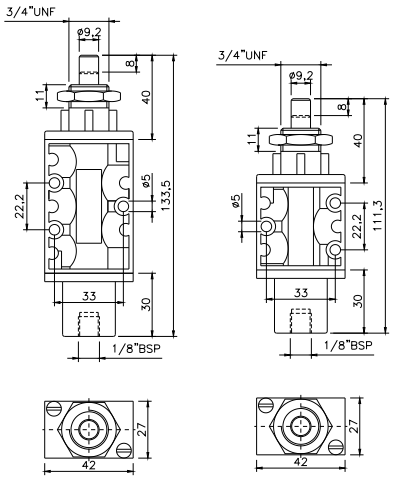

Duplo Piloto 5 e 3 vias

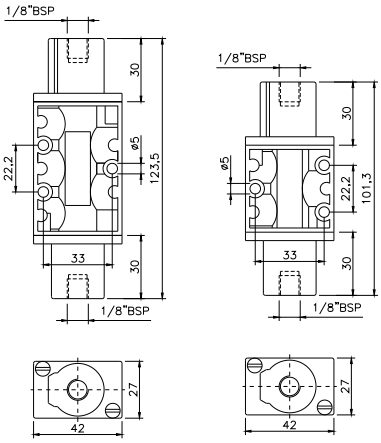

Piloto Mola 5 e 3 vias

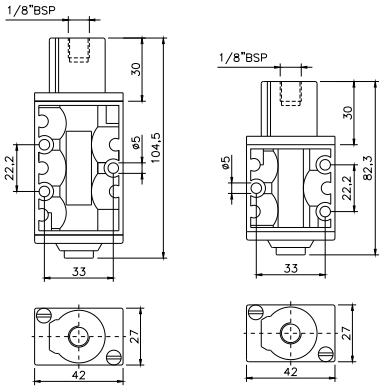

Rolete Mola 5 e 3 vias

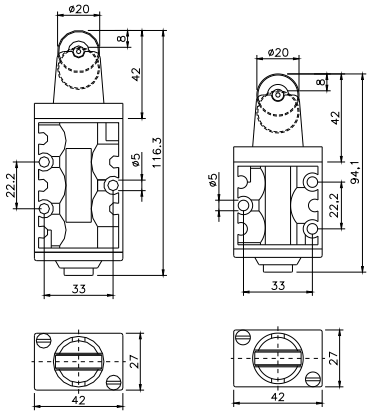

Alavanca Trava/Mola 5 vias

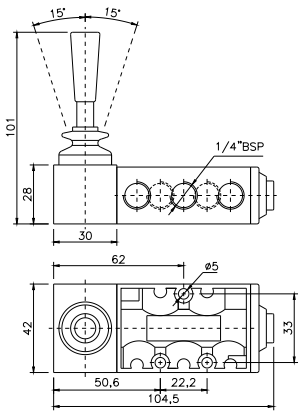

Alavanca Trava/ Mola 3 vias

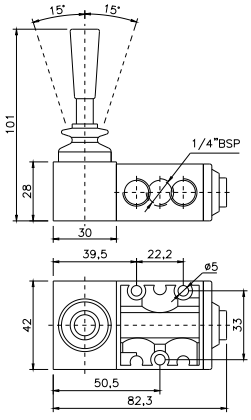

Solenóide Mola 5 vias

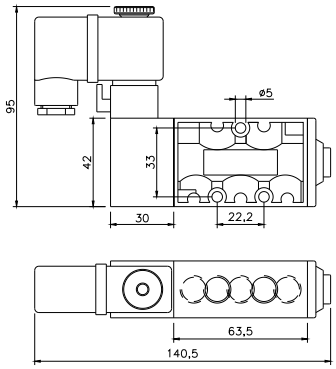

Solenóide Mola 3 vias

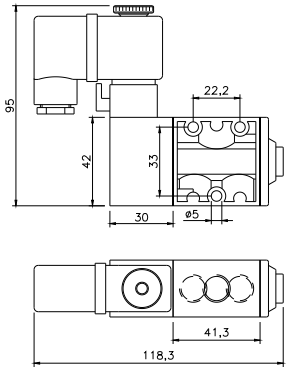

Solenóide Piloto 5 vias

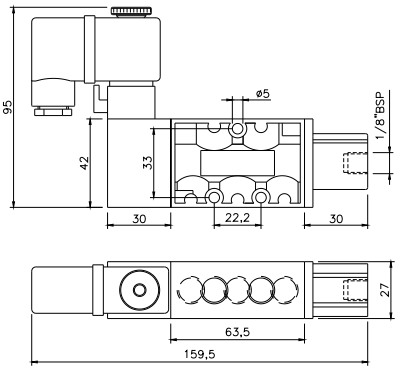

Solenóide Piloto 3 vias

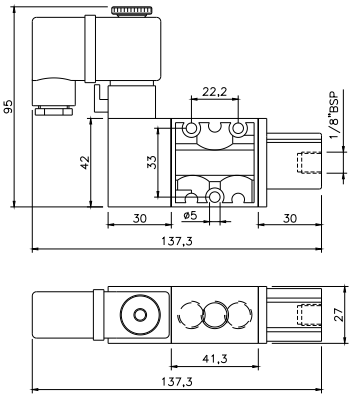

Duplo Solenóide 5 vias

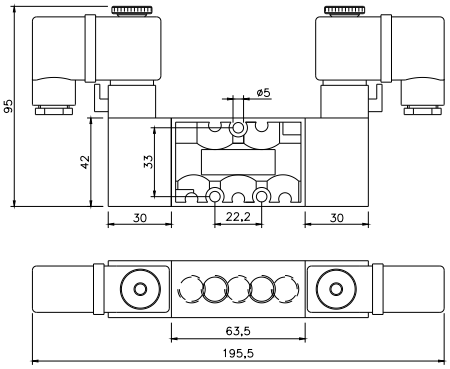

Duplo Solenóide 3 vias

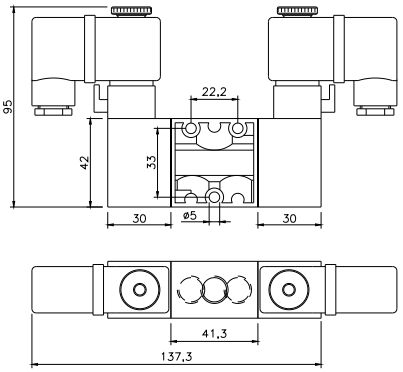

Solenóide Diferencial 5 vias

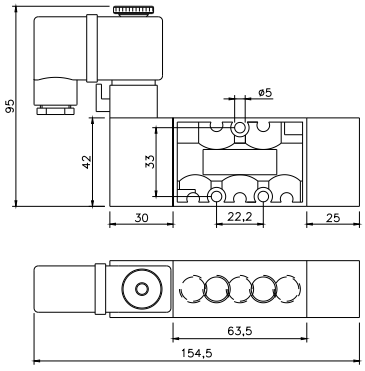

Solenóide Diferencial 3 vias

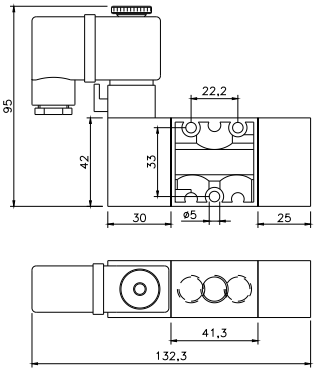

Pedal Mola 5 vias

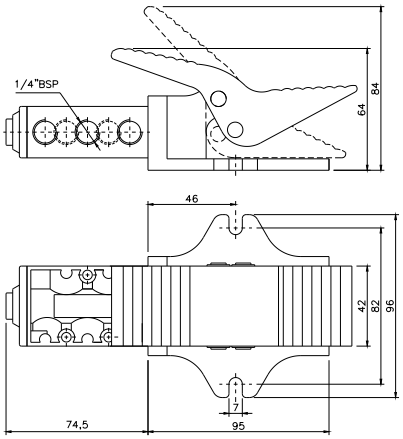

Pedal Mola 3 vias

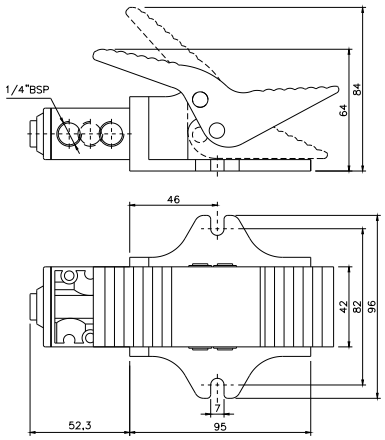

Pedal Piloto 5 vias

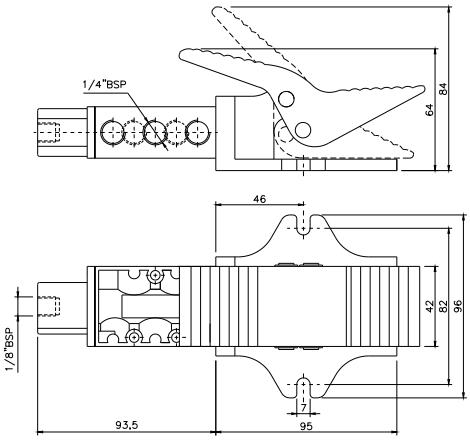

Pedal Piloto 3 vias

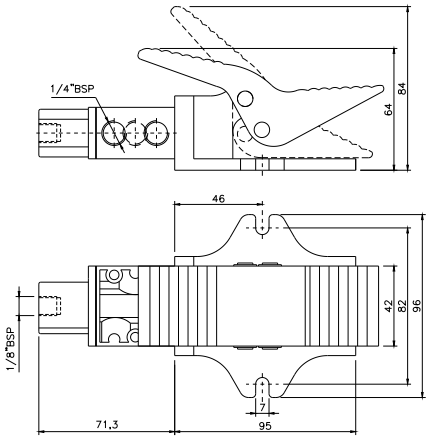

Pedal Diferencial 5 vias

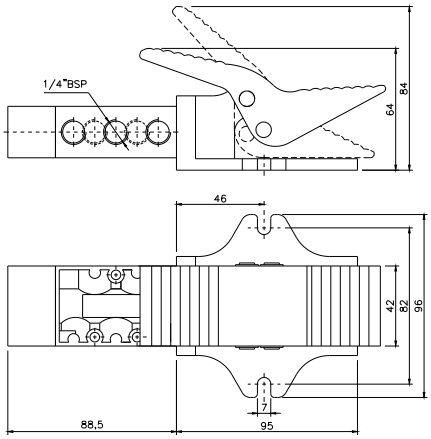

Pedal Diferencial 3 vias

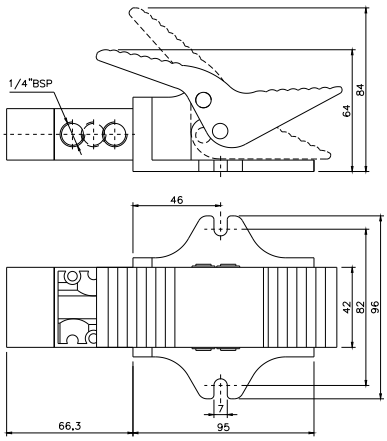

Botão Mola 5 Vias - 3 posições

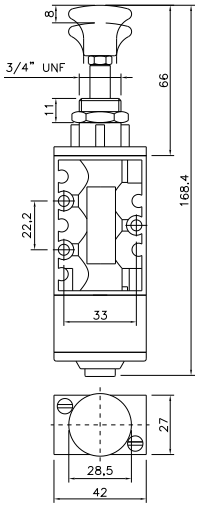

Botão Mola 3 Vias - 3 posições

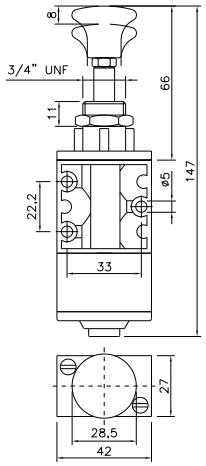

Duplo Piloto 5 Vias- 3 posições

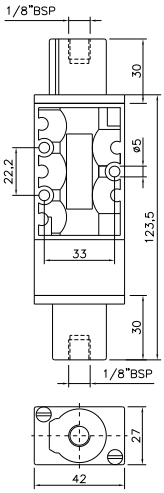

Duplo Piloto 3 Vias- 3 posições

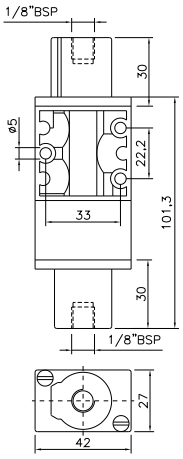

Duplo Solenóide 5 Vias - 3 posições

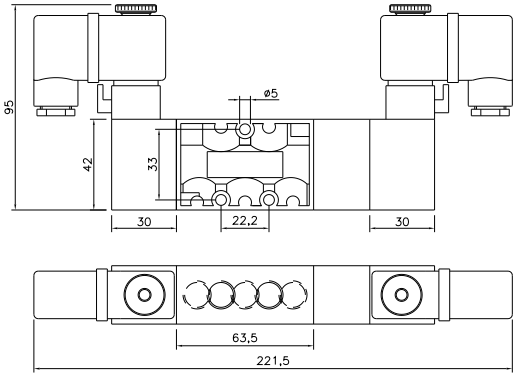

Duplo Solenóide 3 Vias - 3 posições

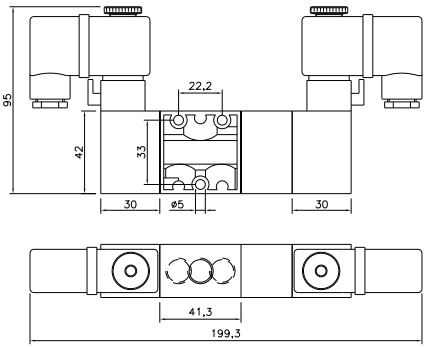

Pedal Mola 5 Vias - 3 posições

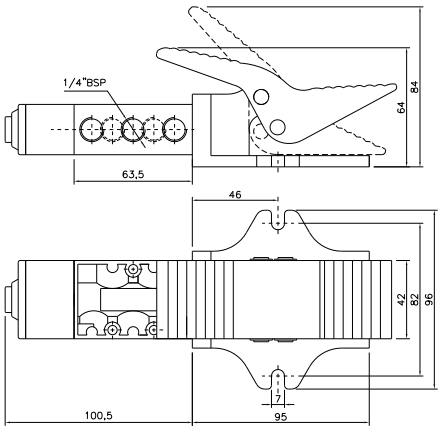

Pedal Mola 3 Vias - 3 posições

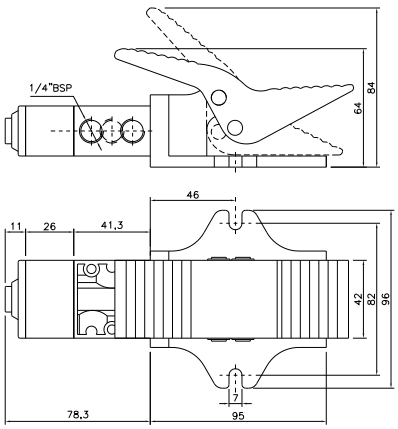

Alavanca Mola 5 Vias - 3 posições

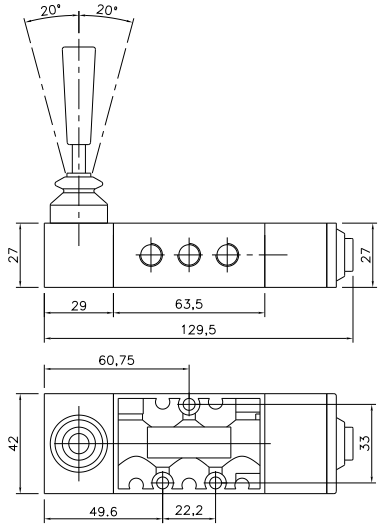

Alavanca Mola 3 Vias - 3 posições

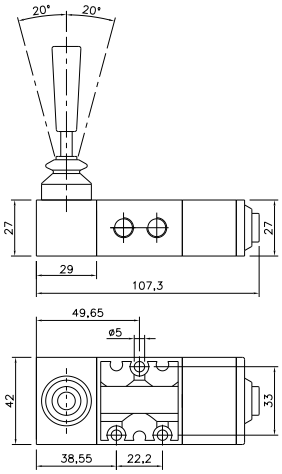

Alavanca Trava 5 Vias - 3 posições

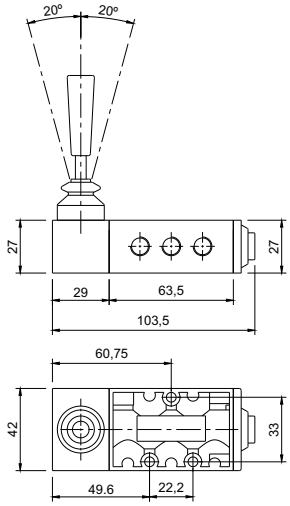

Alavanca Trava 3 Vias - 3 posições

