Bel Air®
PNEUMÁTICA & HIDRÁULICA

CATÁLOGO

LINHA PNEUMÁTICA

Sistema de Gestão da Qualidade - ISO Bel Air 9001 - 2005

VÁLVULAS DIRECIONAIS - SÉRIE 7000 - 1/4"

CARACTERÍSTICAS TÉCNICAS

Pressão	Máxima de 10,5 kgf/cm² (150 psi)
Temperatura	-10°C a 80°C
Fluído	Ar comprimido filtrado e lubrificado
Construção	Tipo *Spool*
Vazão	1,56 m³/min (obtida a 7 kgf/cm²)








MATERIAIS

Corpo	Alumínio injetado
Carretel	Zamak injetado
Êmbolo	Alumínio com Anodização Dura
Vedações	Buna-N

CODIFICAÇÃO

Conexão	
7	1/4" BSP

Número de vias	
3	3 vias
5	5 vias

Atuador	
1	Botão
2	Piloto
3	Solenoide
4	Pedal
5	Pino
7	Rolete
8	Alavanca

Retorno	
0	Mola
1	Trava
2	Piloto
3	Solenoide
4	Diferencial de área

Tensão*	
1	12 VCC
2	24 VCC
3	24 VCA
4	110 VCA
5	220 VCA

Opcional**	
L	Led supressor
PX	Solenoide piloto externo
CF	Centro fechado
CAN	Centro aberto negativo
CAP	Centro aberto positivo
NM	Namur
CP	Protetor do pedal

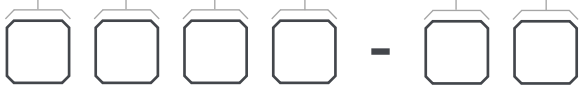

***** Utilizar referência de tensão somente quando atuador for solenoide.

****** As válvulas centro fechado (CF), centro aberto negativo (CAN) e centro aberto positivo (CAP) são 3 posições.

Obs.: A válvula alavanca "7580-CF" é autocentrante (3 posições).

KIT DE REPARO

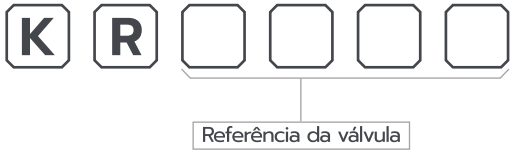

SÉRIE 7000 - 1/4" - FREELUB

CARACTERÍSTICAS TÉCNICAS

Pressão	Máxima de 10,5 kgf/cm² (150 psi)
Temperatura	-10°C a 80°C
Fluído	Ar comprimido filtrado
Vazão	1,64 m³/min (obtida a 7 kgf/cm²)
Vias/posições	5 vias / 2 posições



MATERIAIS

Corpo	Alumínio injetado
Carretel	Zamak injetado
Êmbolo	Alumínio com Anodização Dura
Vedações	Poliuretano - PU

As válvulas da linha Freelub oferecem a possibilidade de trabalho sem lubrificação devido a tecnologia das vedações. Importante observar que, uma vez que entrarem em contato com óleo, a característica da vedação é alterada e a lubrificação se torna necessária.

CODIFICAÇÃO

Conexão	
7	1/4" BSP

Número de vias	
3	3 vias*
5	5 vias

Atuador	
1	Botão
2	Piloto
3	Solenoide
4	Pedal
5	Pino
7	Rolete
8	Alavanca

Retorno	
0	Mola
1	Trava
2	Piloto
3	Solenoide
4	Diferencial de área

Tensão**	
1	12 VCC
2	24 VCC
3	24 VCA
4	110 VCA
5	220 VCA

Opcional	
L	Led supressor
PX	Solenoide piloto externo
NM	Namur
CP	Protetor do pedal

F L ☐ ☐ ☐ ☐ - ☐ ☐

* Válvula de três vias, para linha Freelub, é fornecida no mesmo corpo 5 vias porém com 2 tampões.
** Utilizar referência de tensão somente quando atuador for solenoide.

KIT DE REPARO

K R F L ☐ ☐ ☐ ☐

Referência da válvula

DIMENSIONAL

Botão Trava/Mola 5 e 3 vias

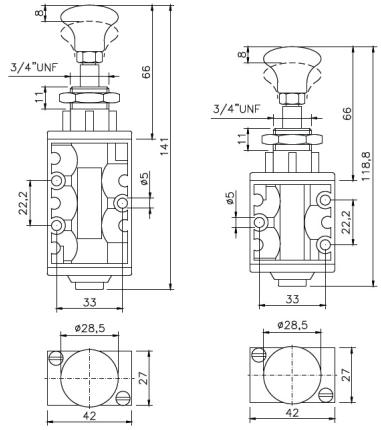

Botão Piloto 5 e 3 vias

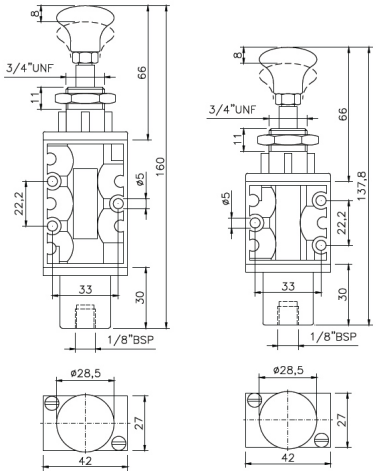

Pino Mola 5 e 3 vias

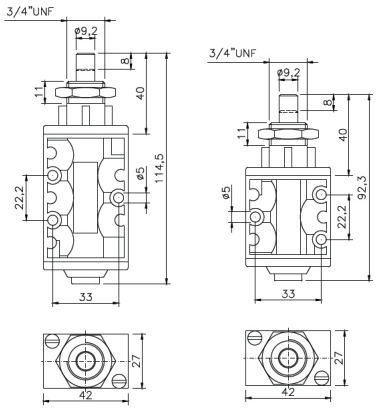

Pino Piloto 5 e 3 vias

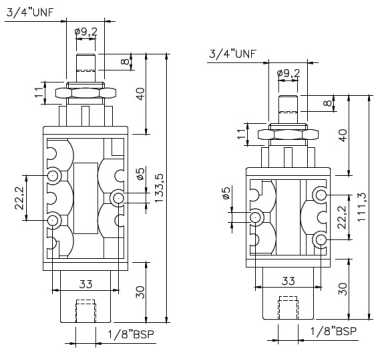

Duplo Piloto 5 e 3 vias

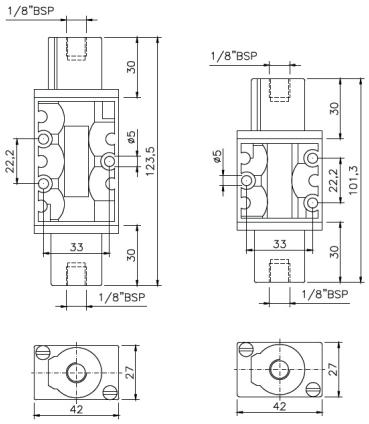

Piloto Mola 5 e 3 vias

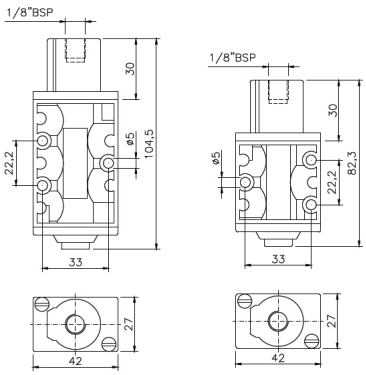

Rolete Mola 5 e 3 vias

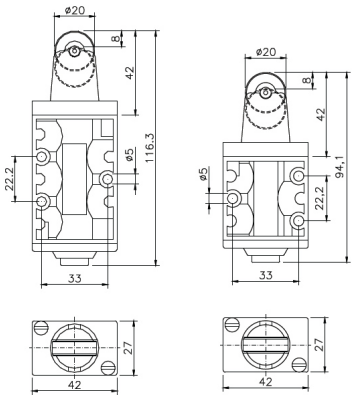

Alavanca Trava/Mola 5 vias

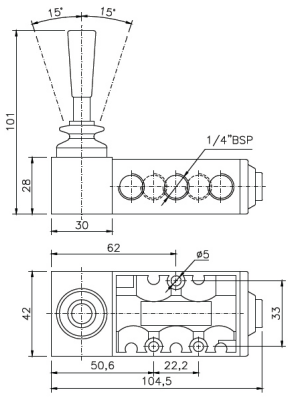

Alavanca Trava/ Mola 3 vias

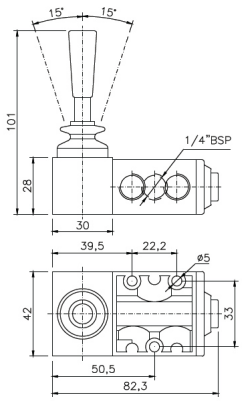

Solenoide Mola 5 vias

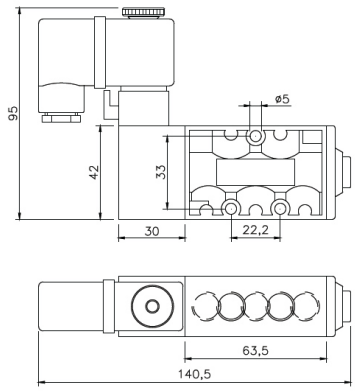

Solenoide Mola 3 vias

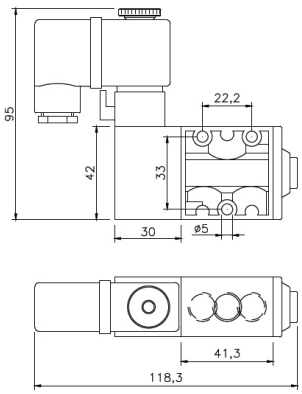

Solenoide Piloto 5 vias

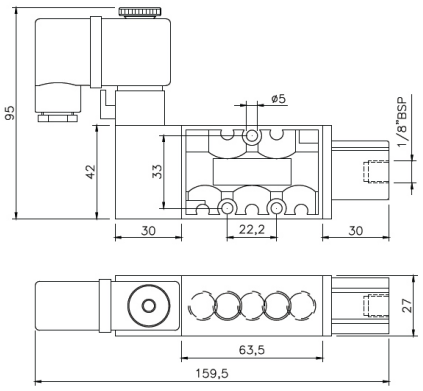

Solenoide Piloto 3 vias

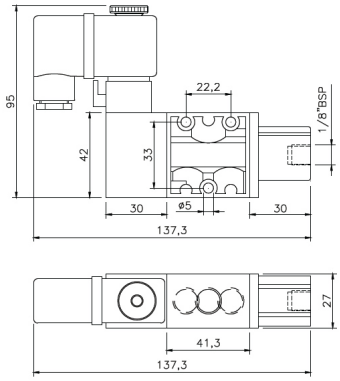

Duplo Solenoide 5 vias

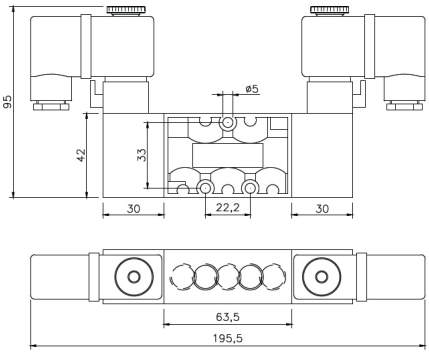

Duplo Solenoide 3 vias

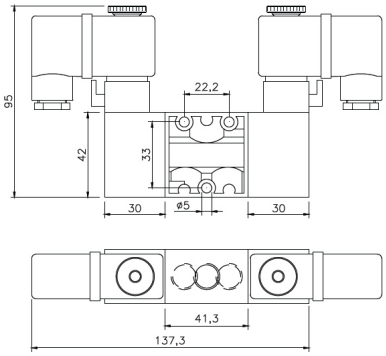

Solenoide Diferencial 5 vias

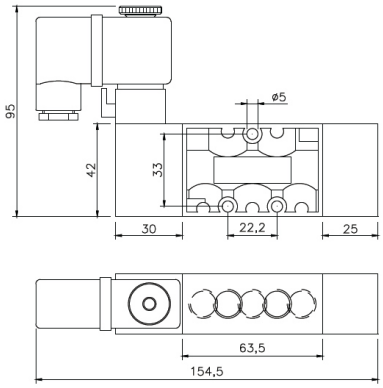

Solenoide Diferencial 3 vias

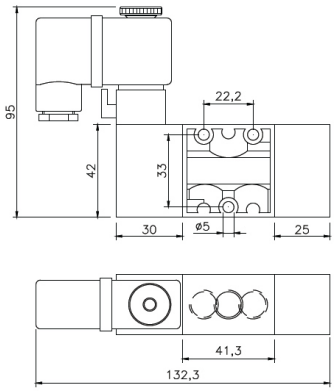

Pedal Mola 5 vias

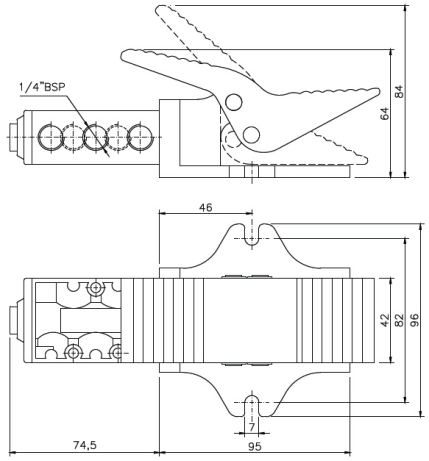

Pedal Mola 3 vias

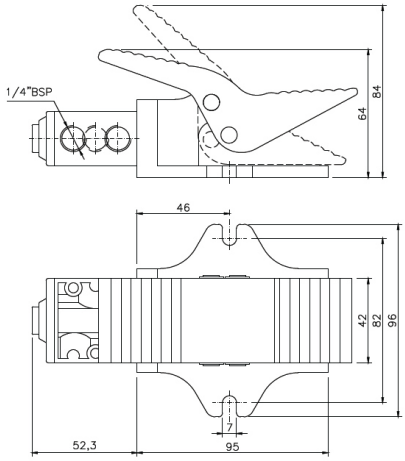

Pedal Piloto 5 vias

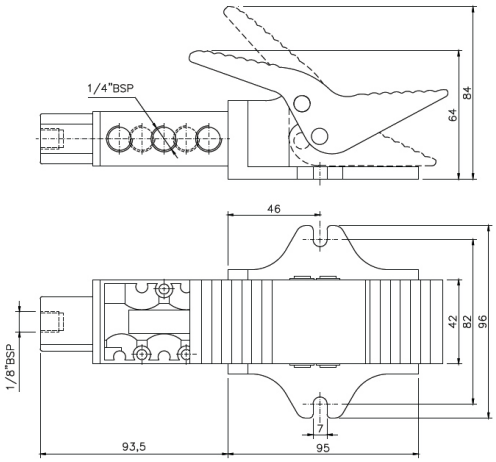

Pedal Piloto 3 vias

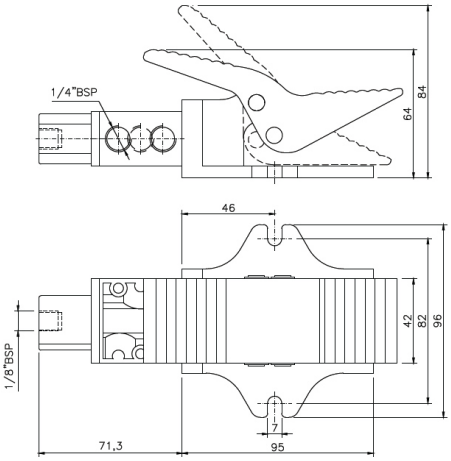

Pedal Diferencial 5 vias

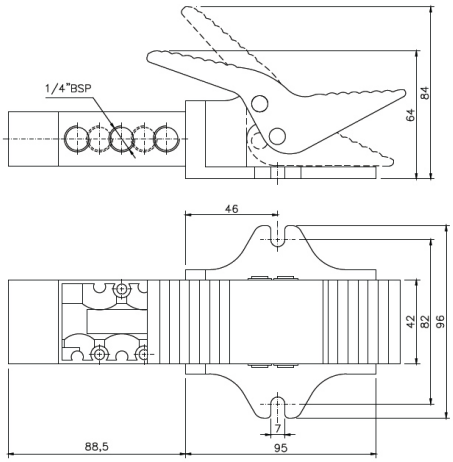

Pedal Diferencial 3 vias

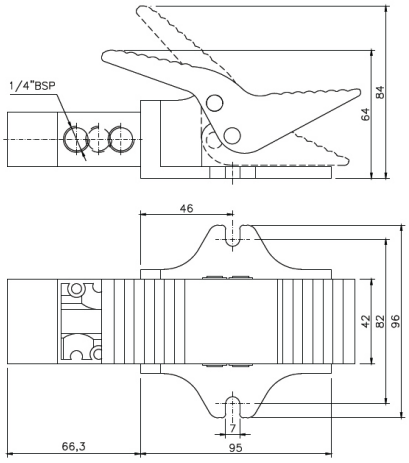

Botão Mola 5 Vias - 3 posições

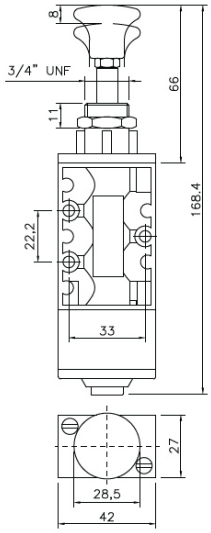

Botão Mola 3 Vias - 3 posições

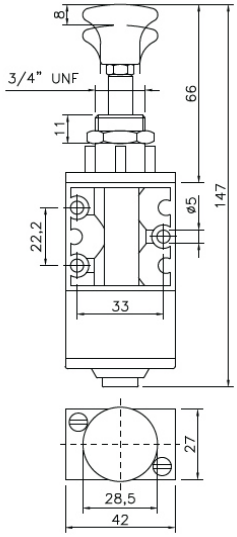

Duplo Piloto 5 Vias- 3 posições

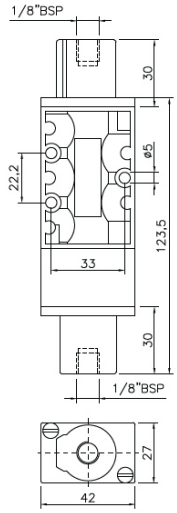

Duplo Piloto 3 Vias- 3 posições

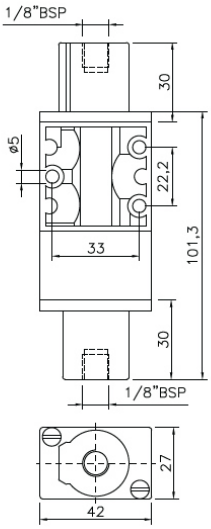

Duplo Solenoide 5 Vias - 3 posições

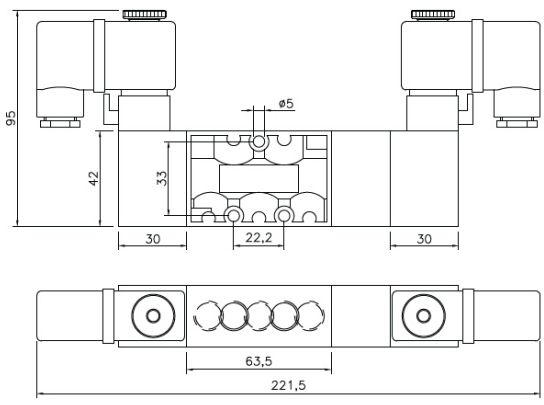

Duplo Solenoide 3 Vias - 3 posições

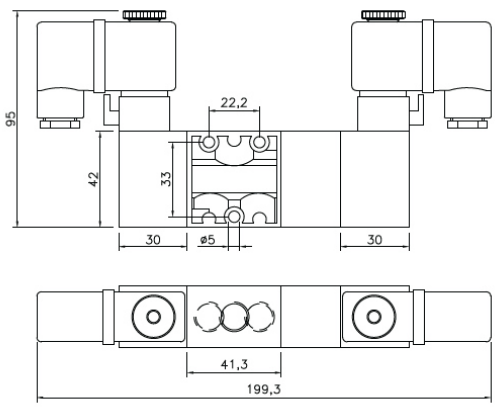

Pedal Mola 5 Vias - 3 posições

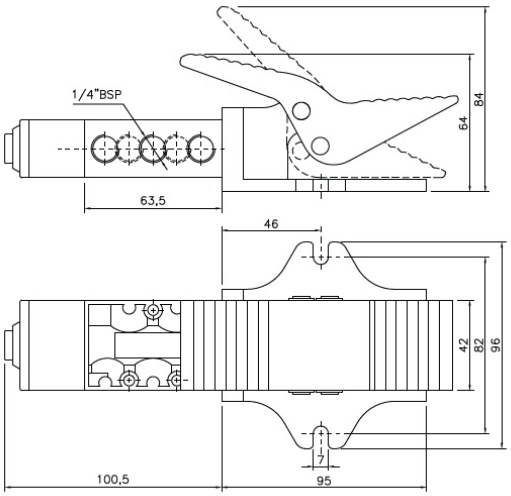

Pedal Mola 3 Vias - 3 posições

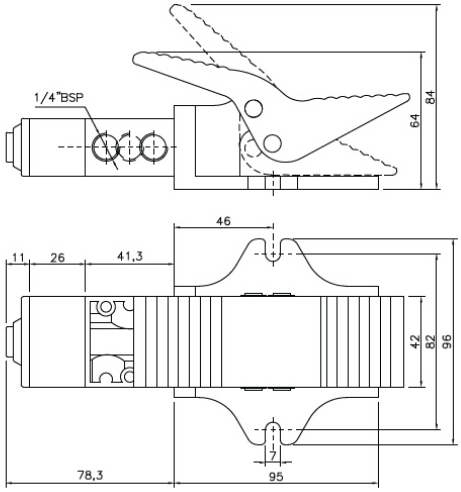

Alavanca Mola 5 Vias - 3 posições

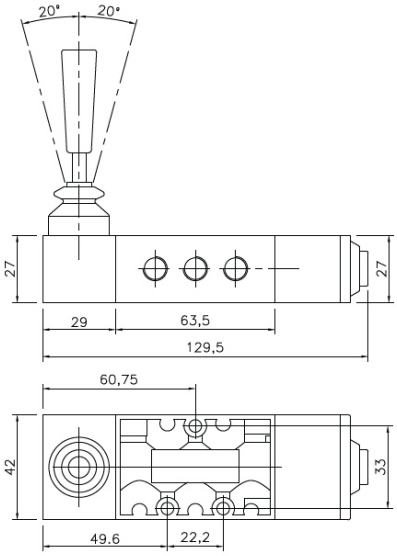

Alavanca Mola 3 Vias - 3 posições

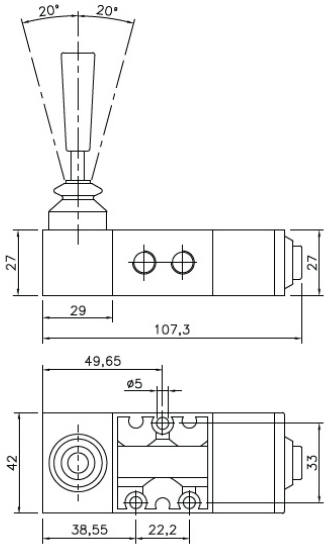

Alavanca Trava 5 Vias - 3 posições

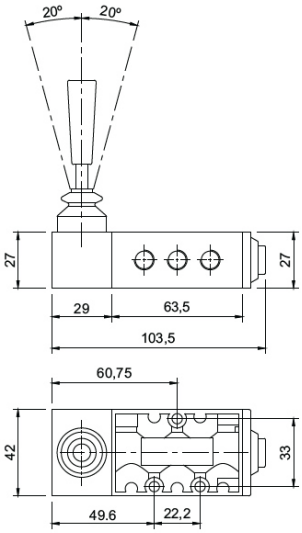

Alavanca Trava 3 Vias - 3 posições

