Bel Air®
PNEUMÁTICA & HIDRÁULICA

CATÁLOGO

LINHA PNEUMÁTICA

Sistema de Gestão da Qualidade - ISO Bel Air 9001 - 2005

VÁLVULAS DIRECIONAIS - SÉRIE 8000 - 1/8"

CARACTERÍSTICAS TÉCNICAS

Pressão	Máxima de 10,5 kgf/cm² (150 psi)
Temperatura	-10°C a 80°C
Fluído	Ar comprimido filtrado e lubrificado
Construção	Tipo *Spool*
Vazão	0,56 m³/min (obtida a 7 kgf/cm²)



MATERIAIS

Corpo	Alumínio injetado
Carretel	Zamak injetado
Êmbolo	Alumínio com Anodização Dura
Vedações	Buna-N



CODIFICAÇÃO

Conexão	
8	1/8" BSP

Número de vias	
3	3 vias
5	5 vias

Atuador	
1	Botão
2	Piloto
3	Solenoide
4	Pedal
5	Pino
6	Gatilho
7	Rolete
8	Alavanca/mola
9	Alavanca/trava

Retorno	
0	Mola
1	Trava
2	Piloto
3	Solenoide
4	Diferencial de área

Tensão*	
1	12 VCC
2	24 VCC
3	24 VCA
4	110 VCA
5	220 VCA

Opcional**	
L	Led supressor
PX	Solenoide piloto externo
CF	Centro fechado
CAN	Centro aberto negativo
CAP	Centro aberto positivo
CP	Protetor do pedal

□ □ □ □ - □ □

***** Utilizar referência de tensão somente quando atuador for solenoide.

****** As válvulas Centro Fechado (CF), Centro Aberto Negativo (CAN) e Centro Aberto Positivo (CAP) são 3 posições.

Obs.: Para válvula com atuador Solenoide e retorno mola, o retorno será substituído para diferencial de área.

KIT DE REPARO

K R □ □ □ □

Referência da válvula

DIMENSIONAL

Botão Trava/Mola 5 e 3 vias

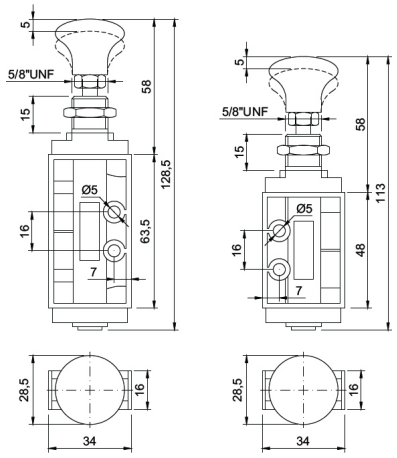

Botão Piloto 5 e 3 vias

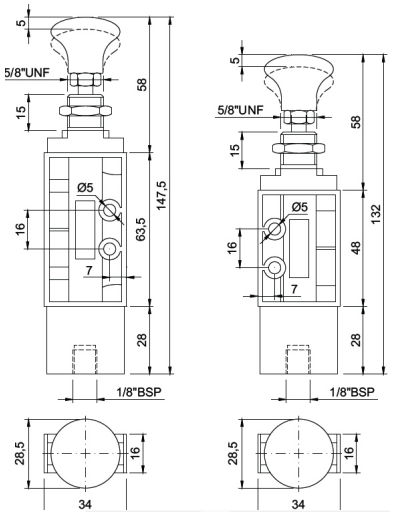

Pino Mola 5 e 3 vias

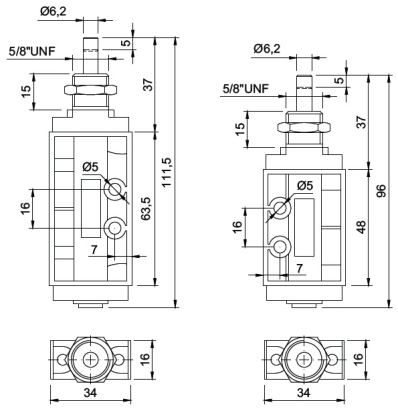

Pino Piloto 5 e 3 vias

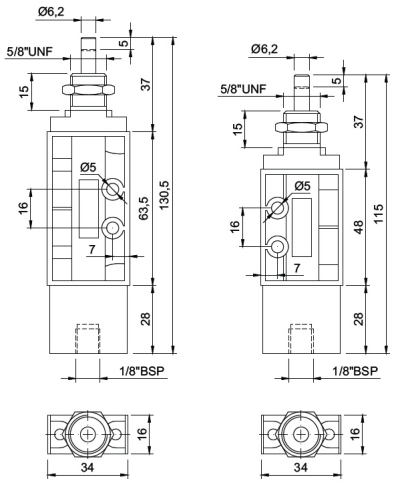

Duplo Piloto 5 e 3 vias

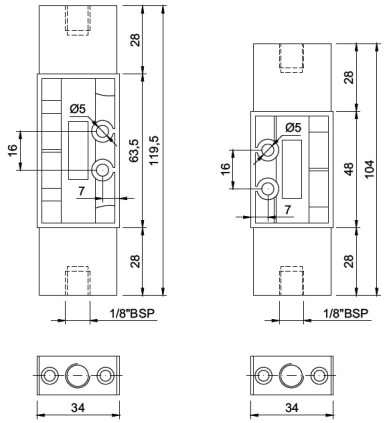

Piloto Mola 5 e 3 vias

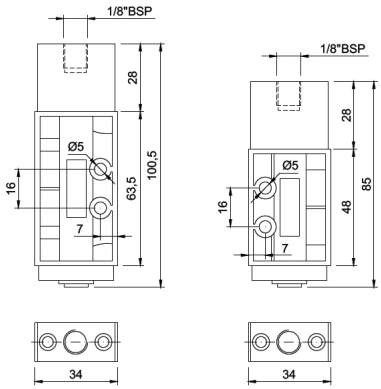

Rolete Mola 5 e 3 vias

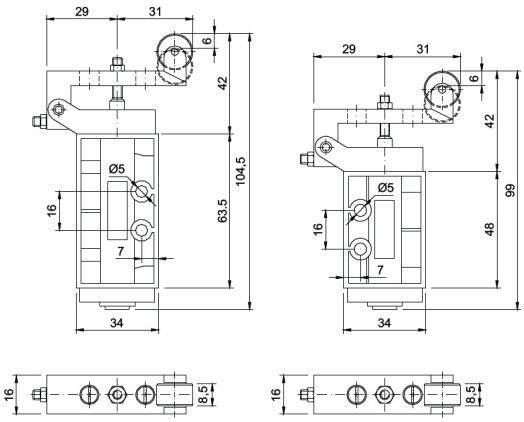

Gatilho Mola 5 e 3 vias

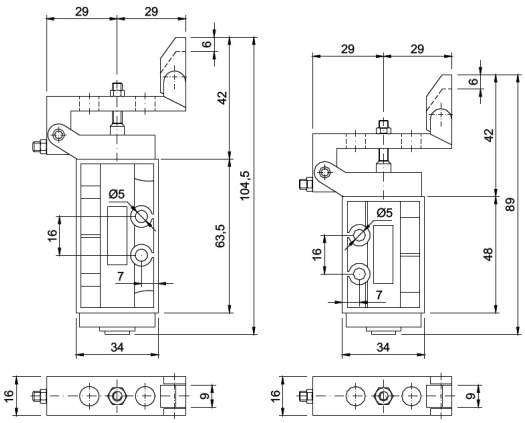

Solenoide Diferencial 5 vias

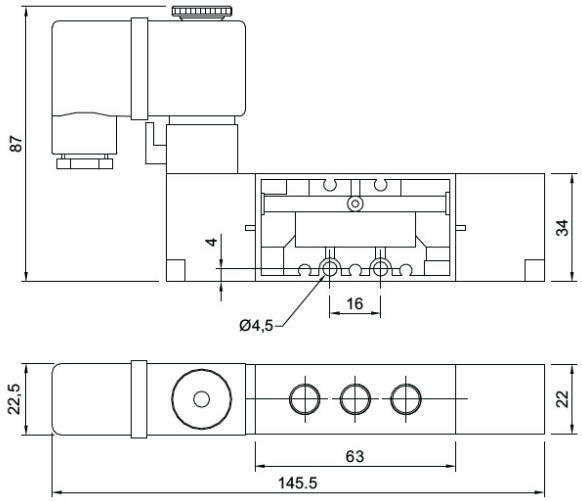

Solenoide Diferencial 3 vias

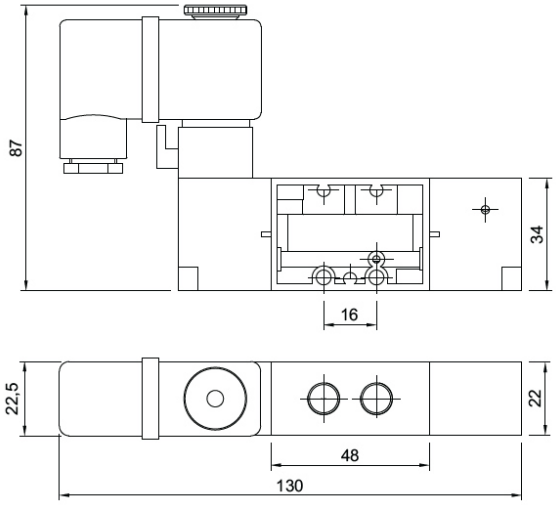

Pedal Mola/Trava 5 vias

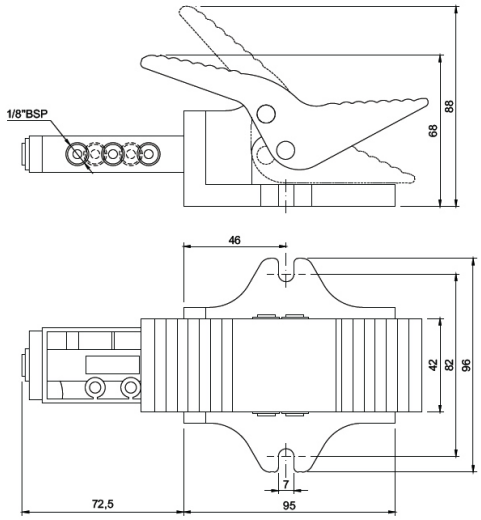

Pedal Mola/Trava 3 vias

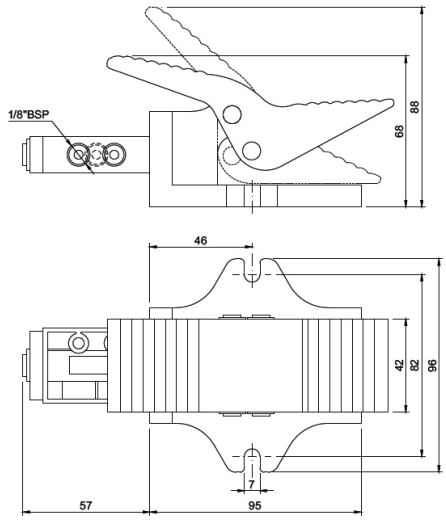

Pedal Piloto 5 vias

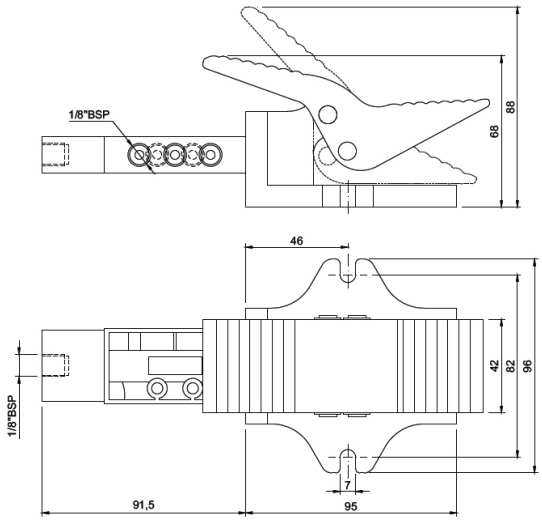

Pedal Piloto 3 vias

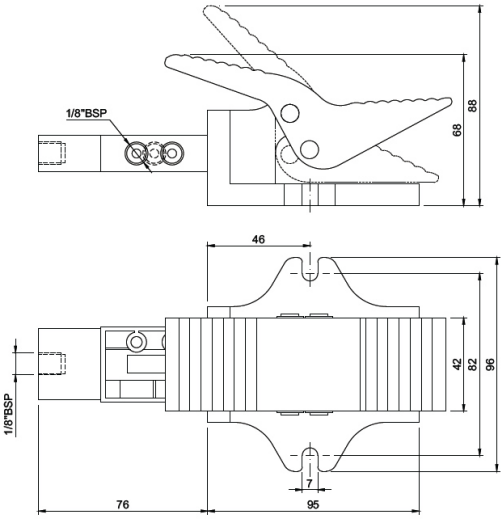

Alavanca Mola 5 e 3 vias

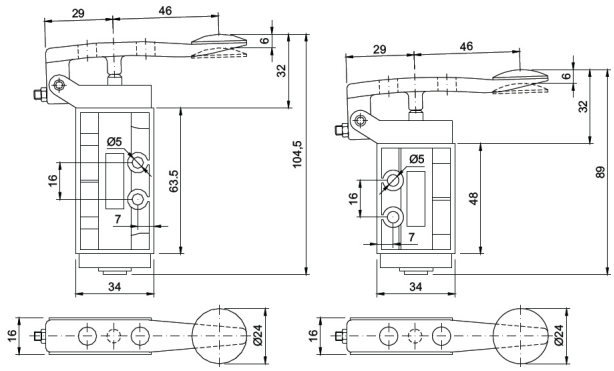

Alavanca Trava 5 e 3 vias

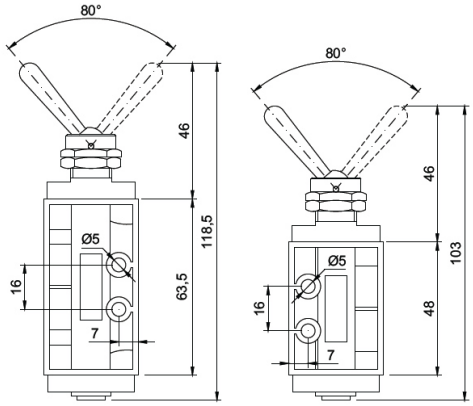

Solenoide Piloto 5 vias

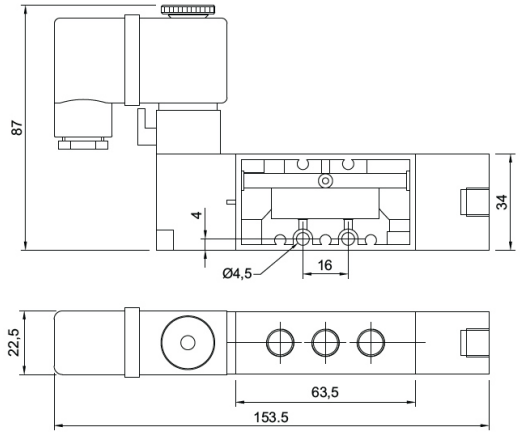

Solenoide Piloto 3 vias

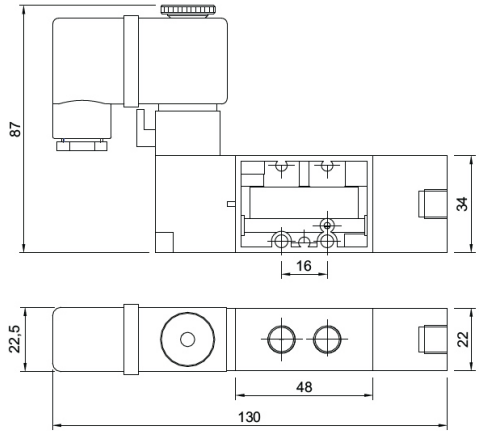

Duplo Solenoide 5 vias

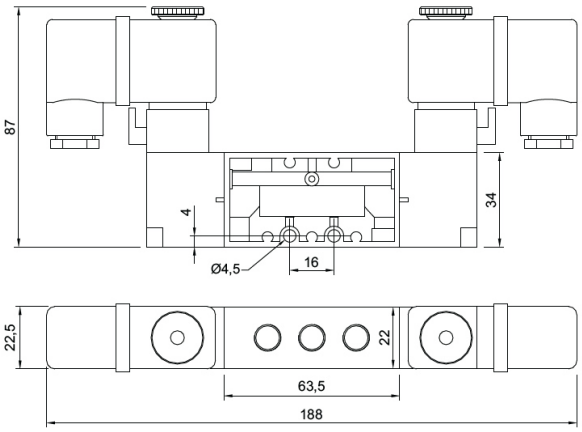

Duplo Solenoide 3 vias

