bel
NEUMÁTICA

| DE **MISIONES** PARA TODA LA ARGENTINA.

{CATÁLOGO}

MINI CILINDROS ALUM. E INOX.

MA6432 Serie Cilindro Mini de Acero Inoxidable (ISO 6432)



MA6432 10 x 50 (DSNU)

Ordering Code

MA6432 — □ 20 × 50 — 25 S — LB

Series Code
MA:Double Action Type
MSA:Single-Action Type
MAD:Double-shaft Double Action Type
MAC:With Cushion Type
MAJ:Double-shaft and adjustable stroke type

Back Cover Type
Blank:Fishtail type
CM:Rounded type
U:Horizontal type

Cylinder Bore
8~25mm

Stroke

Adjustable Stroke Type
0~100mm

Magnet Code
Blank:Without Magnet
S:With Magnet

LB:
FA:
SDB:
U:

Fixed Type
Blank:Normal type
LB:Front and back fixed type
FA:Front cover fixed type
SDB:Back cover swinging type
U:Back cover fixed type

内部结构 Internal structure

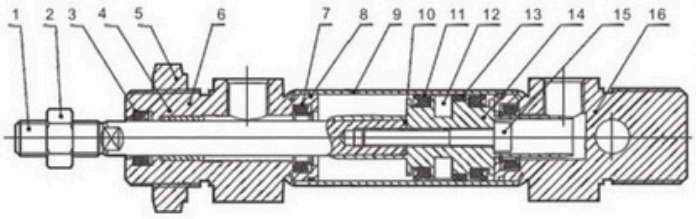

NO.	Designation	NO.	Designation
1	/Piston Rod	9	/Barrel
2	/Piston Rod Nut	10	/Piston rod O-ring
3	/Front Cover Seal	11	/Piston O-ring
4	/Bearing	12	/Magnet(Optional)
5	/Hexagon Screw	13	/Wear Ring
6	/Front Cover	14	/Piston
7	/Cushion Ring	15	/Hex Socket Screw
8	/O-ring	16	/Back Cover

Specification

/Cylinder diameter(mm)	8	10	12	16	20	25
/Working Medium	空气/Air					
/Motion pattern	/Double Action or single Action					
/Ensured Pressure Resistance	15.3kgf/cm²(1.5Mpa)					
/Max.pressure	10.2kgf/cm²(1.0Mpa)					
/Min.pressure	0.5kgf/cm²(0.05Mpa) 1kgf/cm²(0.1Mpa)					
/Environment and fluid temp	-20~+80℃		:60℃Internal Magnetic Install by Tach strap:Type Max:60℃)			
/Piston veocity	Rubber Bufer(Standard),				Air Buffer(Option)	
/Buffering	50~750mm/s					
(kgf/cm)/Kinetic energy To Lerance(kgf/cm)	0.2	0.3	0.4	0.9	2.7	4
/Pipe Size	M5×0.8				G1/8"	

Stroke

/Bore(mm)	/Standard stroke	/Max.Stroke(mm)
8	10,25,40,50,80,100,125,160,200	400
10	10,25,40,50,80,100,125,160,200	400
12	10,25,40,50,80,100,125,160,200	400
16	10,25,40,50,80,100,125,160,200	400
20	25,40,50,80,100,125,150,160,175,200,250,300	1000
25	25,40,50,80,100,125,150,160,175,200,250,300	1000

Note:In non-standard stroke options.

MA6432 Serie Cilindro Mini de Acero Inoxidable (ISO 6432)

Overall Dimensions

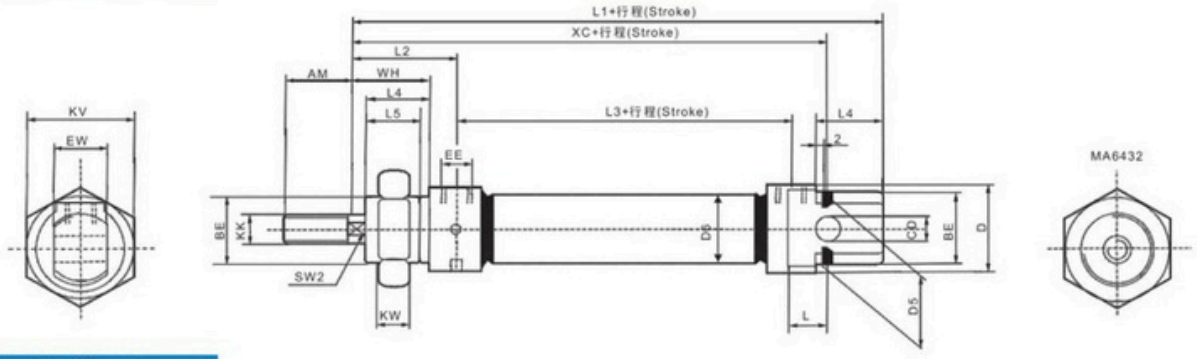

Dimension Sheet

Bore/Symbol	AM	BE	ΦCD	ΦD	ΦD5	ΦD6	EE	EW	AM	KK	KV	KW	L	L1	L2	L3	L4	L5	SW2	WH	XC
8	12	M12×1.25	4	15	15	12	M5	8	12	M4	19	7	6	78	22	34	12	10	-	16	64
10	12	M16×1.25	4	15	15	12	M5	8	12	M4	19	7	6	78	22	34	12	10	-	16	64
12	16	M16×1.5	6	20	20	16	M5	12	16	M6	24	6	9	89	28	38	17	15	5	22	75
16	16	M16×1.5	6	20	20	16	M5	12	16	M6	24	6	9	95	28	44	17	15	5	22	82
20	20	M22×1.5	8	27	27	22	G1/8"	16	20	M8	30	8	12	112	32	51.6	20	18	7	24	95
25	22	M22×1.5	8	27	27	22	G1/8"	16	22	M10×1.25	30	8	12	119.5	36	53.1	22	20	8	26	104

MA6432-N Series Stainless Steel Mini Cylinder(ISO6432)

Overall Dimensions

MA6432-N25 x 150



MAC6432-N40 x 150

Non Magnet Inside Magnet Rubber Buffer

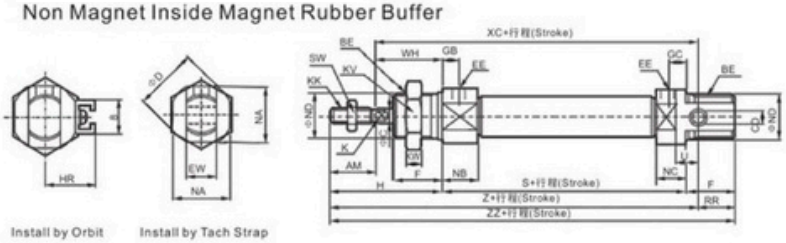

Dimension Sheet

/Bore	AM	BE	ΦC	ΦCD	ΦD	EE	EW	F
Φ8	12	M12×1.25	4	4	17	M5×0.8	8	12
Φ10	12	M16×1.25	4	4	17	M5×0.8	8	12
Φ12	16	M16×1.5	6	6	20	M5×0.8	12	17
Φ16	16	M16×1.5	6	6	20	M5×0.8	12	17
Φ20	20	M22×1.5	8	8	28	G1/8"	16	20
Φ25	22	M22×1.5	8	8	33.5	G1/8"	16	22

Non Magnet Inside Magnet Rubber Buffer

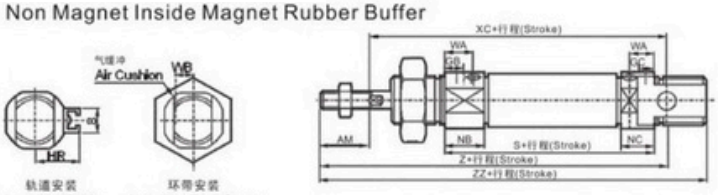

/Bore	GB	GC	WA	WB	H	HR	K	KK	KV	KW	NB	NC	NA	ΦND	RR	S	SW	U	WH	XC	Z	ZZ
Φ8	7	5	-	-	28	10	-	M4×0.7	19	6	11.5	9.5	15	12	10	46	7	6	16	64	76	86
Φ10	7(5.5)	7(5.5)	10.5	4.5	28	10.5	-	M4×0.7	19	6	11.5(13.5)	9.5(13.5)	15	12	10	46(53)	7	6	16	64(71)	76(83)	86(93)
Φ12	8(5.5)	6(5.5)	9.5	5.5	38	14	5	M6×4	24	8	12.5(12.5)	10.5(12.5)	18	16	14	50(54)	10	9	22	75(79)	91(95)	105(109)
Φ16	8(5.5)	6(5.5)	9.5	5.5	38	14	5	M6×0.8	24	8	12.5	10.5(12.5)	18	16	13	56	10	9	22	82	98	111
Φ20	8	8	17	8.5	44	17	6	M8×1.25	32	11	15	15	24	22	11	62	13	12	24	95	95	126
Φ25	8	8	20	10	50	20	8	M10×1.25	32	11	15	15	30	22	11	65	17	12	28	104	126	137

■ (Air Baffer Dimension brackee).

This series is SMC ISO6432 standard stainless steel mini cylinder, if you need this, pls add -N after normal ordering code.

Apóstoles Norte 1725 | Oberá (3360) Misiones | Argentina

Wsp: (3755) 576587 | ventas@belneumática.com.ar (**www.belneumatica.com.ar**)

MA Serie Cilindro Mini de Acero Inoxidable





Ordering Code

MA 20 x 50

MAJ 25 x 50-25

MA — □ **20** × **50** — **25** **S** — **LB**

Type
MA:Double Action Type
MSA:Single Extrusion Type
MAD:Double Shaft Double Action Type
MACD:Double Shaft Double Action Damping Type
MAC:With Cushion Type
MAJ:Double-shaft And Adjust Able Stroke Type

Back Cover Type
Blank:Fishtail type
CM:Rounded type
U:Horizontal type

Cylinder Bore Stroke
16mm~40mm

Adjustable Stroke Type
0~100mm

Magnet Code
Blank:Without Magnet
S:With Magnet

Fixed Type
Blank:Normal type
LB:Front and back fixed type
FA:Front cover fixed type
SDB:Back cover swinging type
U:Back cover fixed type

Internal structure

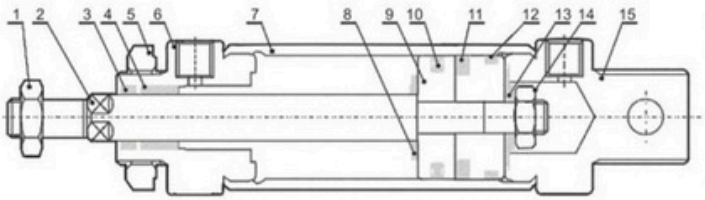

NO.	Designation	NO.	Designation
1	/Piston Rod Nut	2	/Piston Rod
3	/Front Cover Seal Ring	4	/Oiled Bearing
5	/Front Cover Nut	6	/Front Cover
7	/Stainless steel tube	8	/Anti-crash cushion
9	/Piston	10	/Piston O-Ring
11	/Magnet(Optional)	12	/Wear Ring
13	/Seal cushion	14	/Hex socket screw
15	/Back Cover		

Specification

/Bore(mm)		16	20	25	32	40
/Motion pattern		/Double Action or Single Action				
/Working Medium		/Air				
/Fixed Type		Normal Type	LB Type	FA /Type	SDB /Type	U /Type
/Operating Voltage Range		0.1~0.9MPa				
/Ensured Pressure Resistance		1.35MPa				
/Operating Temperature Range		-5~70℃				
/Operating Speed Range		50~800mm/s				
Buffer Type	Standard Type	/Anti-crash cushion				
	Damping Type	-	/Adjustable cushion			
/Pipe Size		M5×0.8	G1/8"			

Our Company can also make flat for cylinder covers inlet and outlet position. If you require this, it should be specified.

Stroke

Bore(mm)	Standard Stroke	Max.Stroke	Permissible Stroke
16	25 50 75 80 100 125 160 175 200	300	500
20	25 50 75 80 100 125 160 175 200 250 300	500	650
25	25 50 75 80 100 125 160 175 200 250 300 350 400 450 500	500	650
32	25 50 75 80 100 125 160 175 200 250 300 350 400 450 500	500	650
40	25 50 75 80 100 125 160 175 200 250 300 350 400 450 500	500	650

Note:In non-standard stroke options.

Apóstoles Norte 1725 | Oberá (3360) Misiones | Argentina
Wsp: (3755) 576587 | ventas@belneumática.com.ar (**www.belneumatica.com.ar**)

MA Serie Cilindro Mini de Acero Inoxidable

Overall Dimensions

MA

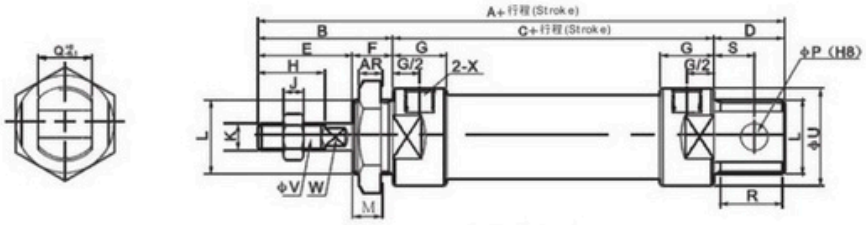

MA-CM

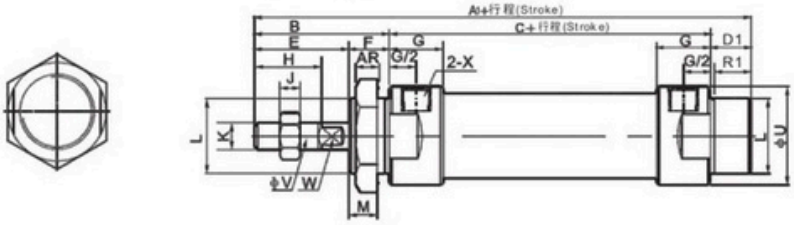

MA-U

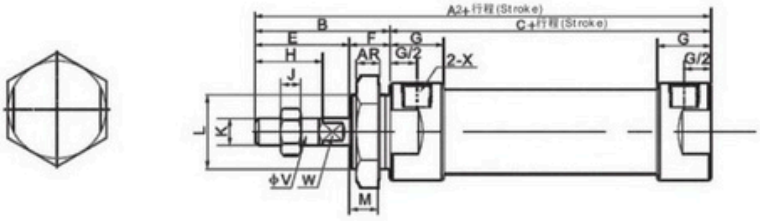

Dimension Sheet

Bore/Symbol	A	A1	A2	B	C	D	D1	E	F	G	H	I	J	K
16	114	114	98	38	60	16	16	22	16	10	16	10	5	M6×1
20	137	128	116	40	76	21	12	28	12	16	20	12	6	M8×1.25
25	141	134	120	44	76	21	14	30	14	16	22	17	6	M10×1.25
32	147	134	120	44	76	27	14	30	14	16	22	17	6	M10×1.25
40	149	136	122	46	76	27	14	32	14	16.7	24	17	7	M12×1.25

Bore/Symbol	L	M	P	Q	R	R1	S	U	V	W	X	AR	AX	AY
16	M16×1.5	14	6	12	14	14	9	21	6	5	M5	6	24	27.5
20	M22×1.5	10	8	16	19	10	12	27	8	6	G1/8"	7	33	29
25	M22×1.5	12	8	16	19	12	12	30	10	8	G1/8"	7	33	29
32	M24×2.0	12	10	16	25	12	15	35	12	10	G1/8"	8	37	32
40	M30×2.0	12	12	20	25	12	15	41.6	16	14	G1/8"	9	47	41

MAL6432 Series Aluminum alloy mini cylinder(ISO6432)

Specification



MAL6432 20×75

Motion Pattern	Double Action or Single Action
Operating Voltage Range	0.1~0.9MPa
Ensured Pressure Resistance	1.35MPa
Operating Temperature Range	-5~70℃
Operating Speed Range	30~800mm/s

Our company can also provide MAL series ISO6432 standard aluminum alloy mini cylinder,if you need this,pls change ordering code MAL into MAL6432.

Apóstoles Norte 1725 | Oberá (3360) Misiones | Argentina
Wsp: (3755) 576587 | ventas@belneumática.com.ar (**www.belneumatica.com.ar**)

MAL Serie Cilindro Mini de aleación de aluminio



MAL 32 x 50



MALD 20 x 20

Ordering Code

MAL — □ 20 × 50 — 25 S — LB

Type
MAL: Double Action type
MSAL: Single Extrusion Type
MALD: Dual Double Action Type
MALC:With Cushion Type
MALJ:Double-shaft And Adjust Able Stroke Type

Back Cover Type
Blank:Fishtail type
CM:Rounded type
U:Horizontal type

Cylinder Bore
16mm~40mm

Stroke

Adjustable Stroke Type
0~100mm

Magnet Code
Blank:Without Magnet
S:With Magnet

Fixed Type
Blank:Normal type
LB:Front and back fixed type
FA:Front cover fixed type
SDB:Back cover swinging type

Internal structure

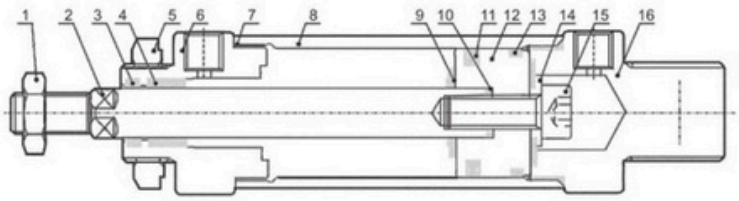

NO.	Designation	NO.	Designation
1	Piston Rod Nut	2	Piston Rod
3	Front Cover Seal Ring	4	Oiled Bearing
5	Front Cover Nut	6	Front Cover
7	Pipe wall O-ring	8	Aliminum tube
9	Auti-crash cushion	10	Piston rod O-Ring
11	Piston O-Ring	12	Piston
13	Wear Ring	14	Seal cushion
15	Hex socket screw	16	Back Over

Specification

Bore(mm)		16	20	25	32	40
Motion pattern		Double Action or Single Action				
Working Medium		Air				
Fixed Type		Normal Type	LB Type	FA Type	SDB Type	
Operating Voltage Range		0.1~0.9MPa				
Ensured Pressure Resistance		1.35MPa				
Operating Temperature Range		-5~70℃				
Operating Speed Range		30~800mm/s				
Buffer Type	Standard Type	Anti-crash cushion				
	Damping Type	-	Adjustable cushion			
Port Size		M5×0.8	G1/8"			G1/4"

Our Company can also make flat for cylinder covers inlet and outlet position. If you require this, it should be specified.

Apóstoles Norte 1725 | Oberá (3360) Misiones | Argentina
Wsp: (3755) 576587 | ventas@belneumática.com.ar (www.belneumatica.com.ar)

MAL Serie Cilindro Mini de aleación de Aluminio

Stroke

/Bore(mm)	Standard Stroke	Max.Stroke	Permissible Stroke
16	25,50,75, 80,100 ,125,160,175,200	300	500
20	25,50,75,80,100,125,160,175,200, 250,300	500	650
25	25,50,75,80,100,125,160,175,200,250,300,350,400,450,500	500	650
32	25,50,75,80,100,125,160,175,200,250,300,350,400,450,500	500	650
40	25,50,75,80,100,125,160,175,200,250,300,350,400,450,500	500	650

Overall Dimensions

MAL

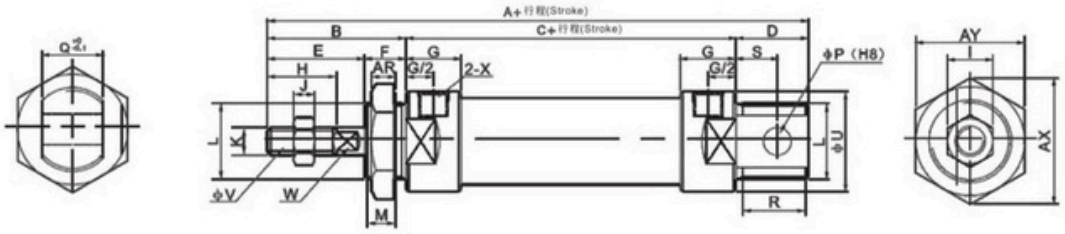

MAL-CM

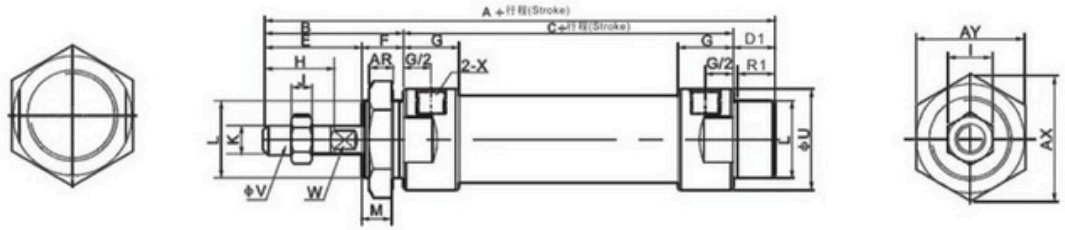

MAL-U

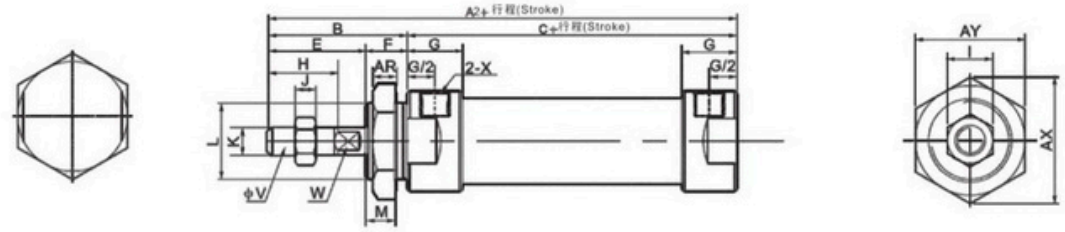

Dimension Sheet

Bore/Symbol	A	A1	A2	B	C	D	D1	E	F	G	H	I	J	K
16	114	114	98	38	60	16	16	22	16	10	16	10	5	M6×1
20	131	122	110	40	70	21	12	28	12	16	20	12	6	M8×1.25
25	135	128	114	44	70	21	14	30	14	16	22	17	6	M10×1.25
32	141	128	114	44	70	27	14	30	14	16	22	17	6	M10×1.25
40	165	152	138	45	92	27	14	32	14	22	24	17	7	M12×1.25

Bore/Symbol	L	M	P	Q	R	R1	S	U	V	W	X	AR	AX	AY
16	M16×1.5	14	6	12	14	14	9	21	6	5	M5	6	25	22
20	M22×1.5	10	8	16	19	10	12	29	8	6	G1/8"	7	33	29
25	M22×1.5	12	8	16	19	12	12	34	10	8	G1/8"	7	33	29
32	M24×2.0	12	10	16	25	12	15	39.5	12	10	G1/8"	8	37	32
40	M30×2.0	12	12	20	25	12	15	49.5	16	14	G1/4"	9	37	41

Apóstoles Norte 1725 | Oberá (3360) Misiones | Argentina
Wsp: (3755) 576587 | ventas@belneumática.com.ar (**www.belneumatica.com.ar**)

MAL Serie Cilindro Mini de aleación de Aluminio

Overall Dimensions

MSAL

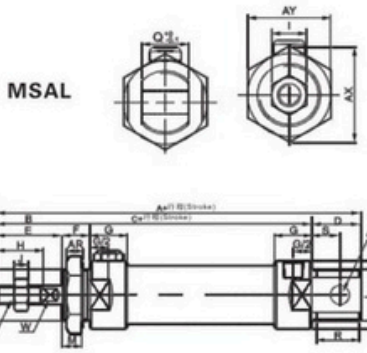

MSAL-CM

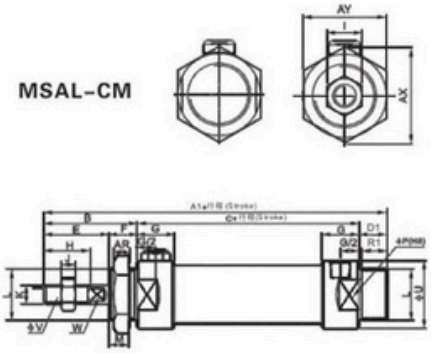

MSAL-CM

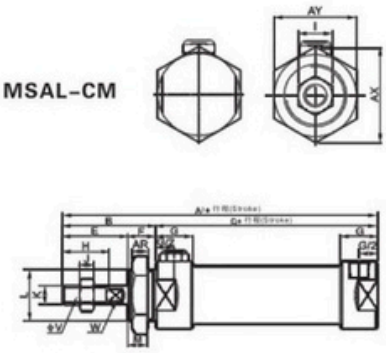

Overall Dimensions

Symbol	A		A1		A2		B	C		D	D1	E	F	G	H	I	J
Bore/Stroke	0-50	51-100	0-50	51-100	0-50	51-100		0-50	51-100								
20	131	156	122	147	110	135	40	70	95	21	12	28	12	16	20	12	6
25	135	160	160	153	114	139	44	70	95	21	14	30	14	16	22	17	6
32	141	166	166	153	114	139	44	70	95	27	14	30	14	16	22	17	6
40	165	190	190	177	138	163	46	92	117	27	14	32	14	22	24	17	7

Inside Diameter/Symbol	K	L	M	P	Q	R	R1	S	U	V	W	X	AR	AX	AY
20	M8×1.25	M22×1.5	10	8	16	19	10	12	29	8	6	G1/8"	7	33	29
25	M10×1.25	M22×1.5	12	8	16	19	12	12	34	10	8	G1/8"	7	33	29
32	M10×1.25	M24×2.0	12	10	16	25	12	15	39.5	12	10	G1/8"	8	37	32
40	M12×1.25	M30×2.0	12	12	20	25	12	15	49.5	16	14	G1/4"	9	47	41

Overall Dimensions

MALD

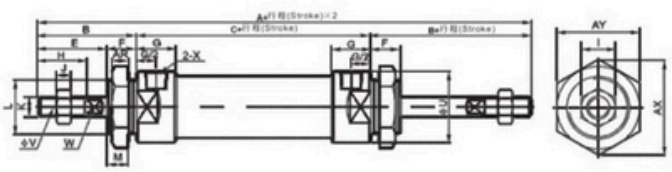

MALJ

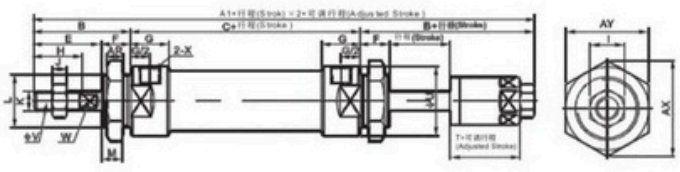

Overall Dimensions

Inside Diameter/Symbol	A	A1	B	C	E	F	G	H	I	J	K
20	150	147	40	70	28	12	16	20	12	6	M8×1.25
25	158	155	44	70	30	14	16	22	17	6	M10×1.25
32	158	155	44	70	30	14	16	22	17	6	M10×1.25
40	184	180	46	92	32	14	22	24	17	7	M12×1.25

Inside Diameter/Symbol	L	M	U	V	W	X	AR	AX	AY	T
20	M22×1.5	10	29	8	6	G1/8"	7	33	29	19
25	M22×1.5	12	34	10	8	G1/8"	7	33	29	21
32	M24×1.5	12	39.5	12	10	G1/8"	8	37	32	21
40	M30×2.0	12	49.5	16	14	G1/4"	9	47	41	21